



IRRIGATION TECHNOLOGY FOR THE FUTURE

PRODUCT CATALOG



AGRICULTURE

ENVIRONMENTAL

GREEN INDUSTRY

CROP SPECIFIC

SOLVING PROBLEMS ONE APPLICATION AT A TIME

WATER
QUALITY/QTY.
SOLUTIONS

LAND
& SOIL
SOLUTIONS

CROP
SPECIFIC
SOLUTIONS

LOW
PRESSURE
SOLUTIONS

LABOR
SAVING
SOLUTIONS

MECHANIZED IRRIGATION

- 4-21 Pivot Sprinklers
- 22-23 Pressure Regulators
- 24-27 End of Pivot Solutions

MICRO IRRIGATION

- 28-31 S7 Spinner & J7 Jet
- 32-33 S5 Spinner & R5 Rotator®

FULL COVERAGE IRRIGATION

- 34-46 Spinners & Sprays
- 47 Pressure Regulators

THE GREEN INDUSTRY

- 48-49 Spinners & Sprays
- 50 MP Rotator® Sprinklers

SOFTWARE


- 51 IRRICAD & Overlap Pro

LARGE RADIUS IRRIGATION & ENVIRONMENTAL CONTROLS

- 52-60 Big Gun® Sprinklers
- 61 Impact Sprinklers

CONTROL SYSTEMS

- 62-66 800 Series Control Valves
- 67 Air Control Valves





MECHANIZED IRRIGATION

FROM PIVOT POINT TO END GUN


4

THE PACKAGE IS COMPLETE

Efficiency and effectiveness are at the heart of this superior center pivot irrigation package.




**CONTROL
VALVES**



**PRESSURE
REGULATORS**



**PIVOT
SPRINKLERS**



ACCESSORIES



**END OF PIVOT
SOLUTIONS**



PROBLEM

"My pumping costs are rising every year. I need a sprinkler that works at low pressure."

SOLUTION

"We have great low pressure options. For high uniformity numbers, try the Olive Plate at 10-15 psi. The Accelerator, Spinner and Orbitor also provide excellent low pressure solutions."

MECHANIZED IRRIGATION / PIVOT SPRINKLERS

THE PIVOT ROTATOR® SIMPLY THE BEST

Engineered
Droplets =
Maximum
Uniformity

Higher Yield &
Grade and Better
Soil Health

The 3030 Series & 3NV
Nozzle allows you to manage
your system without ever
having to remove a nozzle.



- QUICK-CHANGE — PUSH & TURN, AUDIBLE “CLICK”
- STAINLESS STEEL SPRING FOR ACCURATE AND SECURE POSITIONING
- COVERS COMPLETE NOZZLE RANGE
- SAME COLOR-CODES AS 3TN BUT ODD-SIZE NOZZLES HAVE WEATHER-ENDURING SCALLOPED EDGE

A FAMILY OF PRODUCTS FOR A MULTITUDE OF NEEDS



ROTATOR® PAGE 10

The **Rotator** features the greatest throw distance available on drop tubes. The wide water pattern from rotating streams equates to lower average application rates, longer soak time and reduced runoff. More overlap from adjacent sprinklers improves uniformity.



The **Accelerator** is an economical sprinkler for use at lower pressures. It has an excellent combination of throw radius and droplet size to help prevent runoff and soil sealing. Rotates faster than a Rotator, slower than a Spinner.



The **Spinner** utilizes a free-spinning action to produce a gentle, rain-like water pattern. Designed for more sensitive crops and soils, low instantaneous application rates help maintain proper soil structure.



The **Orbitor** features technology that eliminates the struts of a sprinkler body to provide outstanding uniformity and optimal droplets at low operating pressures. Designed with an innovative, bracketless assembly, debris hang up and water pattern misting common to conventional sprinklers are mitigated.

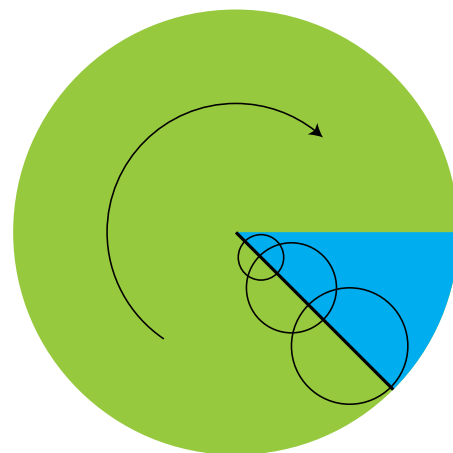


The **Sprayhead** is a fixed spray designed with future needs in mind. As irrigation requirements change throughout the season, the Sprayhead features a flip-over cap to change spray patterns. It's easily convertible to LEPA or other sprinkler types.

ALL SPRINKLERS ABOVE AVAILABLE WITH
3TN OR 3NV NOZZLE CONFIGURATION.

WHY ALL THE OPTIONS?

DIFFERENT JOBS REQUIRE DIFFERENT TOOLS. TELL US THE CHALLENGES YOU FACE ON YOUR FARM (VARIABLE SOILS, CROP, SLOPE, FLOW RESTRICTIONS, WATER QUALITY) AND WE'LL IDENTIFY A SOLUTION JUST FOR YOU.



PROBLEM

"I use wastewater and am having major plugging issues."



"Try the 3NV nozzle with the 03030 Orbitor. Easy nozzle flush and bracketless sprinkler design resist trash hangup!"

MODULARITY



SQUARE THREAD
REGULATORS & ADAPTERS

#9461-XXX 3TN NOZZLE
FOR 3000 SERIES



#12035-XXX 3NV NOZZLE
FOR 3030 SERIES



R3000/S3000
#9412



A3000/D3000
#9428



T3000
#10419



R3030/S3030
#12034



A3030/D3030
#12346



U3030
#12381

BODIES



PLATES



CAPS


ORBITOR CONFIGURATION
SHOWN ON PAGES 12-13.

PROBLEM

"I'm on really hilly ground and the lack of uniform watering is really affecting my yield and grade."

SOLUTION

"You need pressure regulators! They ensure that you have the same pressure at each sprinkler regardless of elevation changes. No more over-watering in the low spots and under-watering on hill tops."



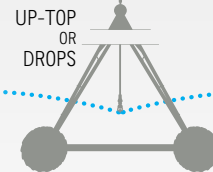
The nozzle sizing system is based on 128th inch increments, e.g., 3TN/3NV Nozzle #26 has an orifice diameter of 26/128th inches while 3TN/3NV Nozzle #27 has an orifice diameter of 27/128th inches. For 3TN Nozzles, the odd-numbered nozzles have a color box around the number marking. This color box denotes the color of the next larger nozzle size. The odd-numbered 3NV Nozzles have a scalloped edge rather than secondary coloring.

R

R3030 ROTATOR®

SEE PAGE 11 FOR PART-CIRCLE R3000 & PART-CIRCLE R3030.

10-50 psi (0.7-3.4 bar)
50-74' (15.2-22.6 m)



Max. *50 Noz. Min. *14 Noz. @ 30 psi (2.0 bar) *16 for low press.	Max. *50 Noz. Min. *14 Noz. @ 15 psi (1.0 bar)	Max. *50 Noz. Min. *14 Noz. @ 30 psi (2.0 bar) *16 for low press.	Max. *50 Noz. Min. *14 Noz. @ 15 psi (1.0 bar)	Max. *50 Noz. Min. *14 Noz. @ 15 psi (1.0 bar)	Max. *50 Noz. Min. *14 Noz. @ 15 psi (1.0 bar)	Max. *50 Noz. Min. *12 Noz. @ 10 psi (0.7 bar)
BLUE UP-TOP U4-8"	WHITE UP-TOP	GREEN D4-8"	RED D6-12"	ORANGE MULTI-TRAJECTORY	BROWN MULTI-TRAJECTORY	OLIVE LOW PRESSURE
						
Plate #8817 Cap/Plate Assy* *11969-001	Plate #10749 Cap/Plate Assy* *11969-002	Plate #8844 Cap/Plate Assy* *11969-003	Plate #8839 Cap/Plate Assy* *11969-004	Plate #10598 Cap/Plate Assy* *11969-005	Plate #10681 Cap/Plate Assy* *11969-006	Plate #12360 Cap/Plate Assy* *11969-007
Cap/Plate/ 3030 Body Assy* *12471-001	Cap/Plate/ 3030 Body Assy* *12471-002	Cap/Plate/ 3030 Body Assy* *12471-003	Cap/Plate/ 3030 Body Assy* *12471-004	Cap/Plate/ 3030 Body Assy* *12471-005	Cap/Plate/ 3030 Body Assy* *12471-006	Cap/Plate/ 3030 Body Assy* *12471-007
20-50 psi (1.4-3.4 bar)	15-30 psi (1.0-2.0 bar)	20-50 psi (1.4-3.4 bar)	15-30 psi (1.0-2.0 bar)	15-30 psi (1.0-2.0 bar)	15-30 psi (1.0-2.0 bar)	10-15 psi (0.7-1.0 bar)

*Part numbers do not include the Adapter & Nozzle that are required for a complete Assembly.

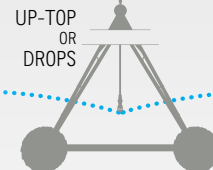


10

A

A3030 ACCELERATOR

6-15 psi (0.4-1 bar)
30-55' (9.1-16.8 m)



OPTIONAL SPRINKLER
CONVERTER *11472



EASILY CONVERT
FROM ACCELERATOR TO
SPRAYHEAD TO BUBBLER



Max. *50 Noz. Min. *10 Noz. @ 10 psi (0.7 bar) *18 @ 6 psi (0.4 bar)	Max. *50 Noz. Min. *10 Noz. @ 15 psi (1.0 bar) *12 @ 10 psi (0.7 bar) *18 @ 6 psi (0.4 bar)	Max. *50 Noz. Min. *10 Noz. @ 15 psi (1.0 bar) *12 @ 10 psi (0.7 bar) *18 @ 6 psi (0.4 bar)
MAROON	GOLD	NAVY UP-TOP
		
Plate #9906 Cap/Plate Assy* *11498-001	Cap/Plate Assy* *11498-002	Cap/Plate Assy* *11498-003
Cap/Plate/ 3030 Body Assy* *12473-001	Cap/Plate/ 3030 Body Assy* *12473-002	Cap/Plate/ 3030 Body Assy* *12473-003
6-15 psi (0.4-1.0 bar)	6-15 psi (0.4-1.0 bar)	6-15 psi (0.4-1.0 bar)

#10402
MAROON
ACCELERATOR
CAP

*Part numbers do not include the Adapter & Nozzle that are required for a complete Assembly.






Rotator® & Accelerator sprinklers come in the 3000 Series (with 3TN nozzle) or 3030 Series (with 3NV nozzle).

Common Rotator® Parts

R3000

R3030

Common Rotator® Parts					R3000				R3030			
												
DESCRIPTION	3/4" MNPT x Square Thread Adapter	Rotator Plates	Rotator Cap/Motor	Rotator Cap/Plate Assy	3TN Nozzle (see pg. 9)	R3000/S3000 Body	R3000 Components Total**	R3000 Cap/Plate Body Assy	3NV Nozzle (see pg. 9)	R3030/S3030 Body	R3030 Components Total**	R3030 Cap/Plate Body Assy
PART NO.	9410	(pg. 10)	9539	11969-xxx	9461-xxx	9412	(including nozzle & adapter)	11970-xxx	12035-xxx	12034	(including nozzle & adapter)	12471-xxx
BOX	13x13x17"	12x12x9"	12x12x9"	12x12x9"	12x12x11"	13x13x17"		13x13x17"	12x12x11"	13x13x17"		13x13x17"
QTY/BOX	900	600	300	200	700	300		200	500	150		125
LBS/BOX	40	13	16	15	12	16		25	14	19		25

**COMPONENTS TOTAL INCLUDES ADAPTER, PLATE, CAP/MOTOR, NOZZLE (3TN OR 3NV) AND BODY (R3000 OR R3030).



R3000 ROTATOR®

Cap/Plate/**3000** Series Body Assy (less adapter & nozzle) ***11970**-xxx (Use -xxx from table on page 10 for plate specifications.)

*9539 Blue Rotator Cap















PC-Rotator Cap/Plate Assy		PC-R3000	PC-R3030
DESCRIPTION		(less nozzle & adapter)	(less nozzle & adapter)
PART NO.		11075-xxx	10843-xxx
		(-001 black, -002 white, -003 tan)	(-001 black, -002 white, -003 tan)
BOX	12x12x9"	13x13x17"	14x14x18"
QTY/BOX	200	150	100
LBS/BOX	15	23	26

Common Accelerator Parts

A3000

A3030

Common Accelerator Parts					A3000				A3030			
DESCRIPTION	 3/4" MNPT x Square Thread Adapter	 Plates	 Accelerator Cap/Motor	 Accelerator Cap/Plate Assy	 3TN Nozzle (see pg. 9)	 A3000/D3000 Body	 A3000 Components Total**	 A3000 Cap/Plate Body Assy	 3NV Nozzle (see pg. 9)	 A3030/D3030 Body	 A3030 Components Total**	 A3030 Cap/Plate Body Assy
PART NO.	9410	(pg. 10)	10402	11498-xxx	9461-xxx	9428	(including nozzle & adapter)	11973-xxx	12035-xxx	12346	(including nozzle & adapter)	12473-xxx
BOX	13x13x17"	12x12x9"	12x12x9"	12x12x11"	12x12x11"	14x14x13"		13x13x17"	12x12x11"	14x14x17"		14x14x17"
QTY/BOX	900	1000	200	300	700	400		300	500	200		150
LBS/BOX	39	12	10	16	12	15		27	14	25		26

**COMPONENTS TOTAL INCLUDES ADAPTER, PLATE, CAP/MOTOR, NOZZLE (3TN OR 3NV) AND BODY (A3000 OR A3030).



A3000 ACCELERATOR

Cap/Plate/**3000** Series Body Assy (less adapter & nozzle) ***11973**-xxx (Use -xxx from table on page 10 for plate specifications.)

*10402 Maroon Accelerator Cap

Sprinkler Converter		See Pages 16-17
DESCRIPTION		
PART NO.	11472	
BOX	13x13x17"	
QTY/BOX	500	
LBS/BOX	22	



S

S3030 SPINNER

10-20 psi (0.7-1.4 bar)
42-54' (12.8-16.5 m)

UP-TOP
OR
DROPS



Part Circle
S3030 Spinner
#12650

*14-40 NOZ.

10-20 psi
(0.7-1.4 bar)

Max. *50 Noz. Min. *14 Noz. @ 15 psi (1.0 bar) *18 for low press.	Max. *50 Noz. Min. *14 Noz. @ 15 psi (1.0 bar) *16 for low press.	Max. *50 Noz. Min. *14 Noz. @ 15 psi (1.0 bar) *16 for low press.	Max. *15 Noz. Min. *10 Noz. @ 10 psi (0.7 bar)
RED D6-12"	PURPLE D6-20"	YELLOW D8-21"	BEIGE** SMALL NOZZLE
			
Plate #8839 Cap/Plate Assy* #11971-001	Plate #9583 Cap/Plate Assy* #11971-002	Plate #10361 Cap/Plate Assy* #11971-003	Plate #11013 Cap/Plate Assy* #11971-004
Cap/Plate/ 3030 Body Assy* #12472-001	Cap/Plate/ 3030 Body Assy* #12472-002	Cap/Plate/ 3030 Body Assy* #12472-003	Cap/Plate/ 3030 Body Assembly* #12472-004
10-20 psi (0.7-1.4 bar)	10-20 psi (0.7-1.4 bar)	10-20 psi (0.7-1.4 bar)	10-15 psi (0.7-1.0 bar)

*Part numbers do not include the Adapter & Nozzle that are required for a complete Assembly.

**The beige plate should be used on flexible drops, or those with at least 1 ft. (0.3 m) of hose. The smaller nozzles will be more susceptible to plugging.



12

O

O3030 ORBITOR

IMPORTANT MOUNTING INFORMATION:

1. The Orbitor requires a minimum of 2' (0.6 m) of reinforced flexible hose in the mounting assembly.
2. When using the Orbitor with the weighted cover, do not use any other conventional weight styles instead of, or in addition to, the Orbitor weight.
3. When using the Orbitor with the plastic cover, an inline weight is required. Use Nelson Slim/Coil Weights (page 21) or 3/4" NPT threaded weights. Slip weights require the Nelson Clamp Saver (page 21).
4. Always be sure that the weights are securely tightened.
5. Always be sure that all components in the mounting assembly and the Orbitor are securely tightened. Use new* Nelson pressure regulators and fittings.
6. If 3/4" ball valves are used, use metal nipples or Nelson P/N-12291 plastic nipples.

6-20 psi (0.4-1.4 bar)
36-60' (11.0-18.3 m)

DROPS

Min. *11 Noz. @ 10 psi *16 @ 6 psi	Min. *11 Noz. @ 10 psi *16 @ 6 psi	Min. *11 Noz. @ 10 psi *16 @ 6 psi
BLACK STANDARD ANGLE	BLUE LOW ANGLE	PURPLE SMALL DROPLET
		
03000 Assy w/ Weight *11488-101	03000 Assy w/ Weight *11488-102	03000 Assy w/ Weight *11488-103
03000 Assy w/ Plastic Cover *11488-301	03000 Assy w/ Plastic Cover *11488-302	03000 Assy w/ Plastic Cover *11488-303
03030 Assy w/ Weight *12317-101	03030 Assy w/ Weight *12317-102	03030 Assy w/ Weight *12317-103
03030 Assy w/ Plastic Cover *12317-301	03030 Assy w/ Plastic Cover *12317-302	03030 Assy w/ Plastic Cover *12317-303
6-20 psi (0.4-1.4 bar)	6-20 psi (0.4-1.4 bar)	6-20 psi (0.4-1.4 bar)



ORBITOR WITH
WEIGHTED COVER



ORBITOR WITH
PLASTIC COVER

*New, patented single-strut seat manufactured after 2007.



Spinner & Orbitor sprinklers come in the 3000 Series (with 3TN nozzle) or 3030 Series (with 3NV nozzle).

Common Spinner Parts

S3000

S3030

DESCRIPTION	3/4" MNPT x Square Thread Adapter	Spinner Plates	Spinner Cap/Motor	Spinner Cap/Plate Assy	3TN Nozzle (see pg. 9)	R3000/ S3000 Body	S3000 Components Total**	S3000 Cap/Plate Body Assy	3NV Nozzle (see pg. 9)	R3030/ S3030 Body	S3030 Components Total**	S3030 Cap/Plate Body Assy
PART NO.	9410	pg. 12	9540	11971-xxx	9461-xxx	9412	(including nozzle & adapter)	11972-xxx	12035-xxx	12034	(including nozzle & adapter)	12472-xxx
BOX	13x13x17"	12x12x9"	12x12x9"	12x12x9"	12x12x11"	13x13x17"		13x13x17"	12x12x11"	13x13x17"		13x13x17"
QTY/BOX	900	600	300	200	700	300		200	500	150		125
LBS/BOX	40	13	13	12	12	16		22	14	19		23

**COMPONENTS TOTAL INCLUDES ADAPTER, PLATE, CAP/MOTOR, NOZZLE (3TN OR 3NV) AND BODY (S3000 OR S3030).



S3000 SPINNER

Cap/Plate/**3000** Series Body Assy (less adapter & nozzle) ***11972-xxx** (Use -xxx from table on page 12 for plate specifications.)

*9540 Gray Spinner Cap

DESCRIPTION	PC-Spinner Cap/Plate Assy Same for PC-S3000 & PC-S3030	PC-S3000 (less nozzle & adapter)	PC-S3030 (less nozzle & adapter)
PART NO.	10949-001	9926-001	12650
BOX	12x12x9"	13x13x17"	14x14x18"
QTY/BOX	200	150	100
LBS/BOX	13	23	26

03000 w/ Weight

03000 Plastic

03030 w/ Weight

03030 Plastic

DESCRIPTION	3/4" MNPT x Square Thread Adapter	03000 Body & Weight	03000 Components Total*	3TN Nozzle (see pg. 9)	03000 Body w/ Plastic Cover	03000 Components Total**	03030 Body & Weight	03030 Components Total*	3NV Nozzle (see pg. 9)	03030 Body w/ Plastic Cover	03030 Components Total**
PART NO.	9410	11488-1xx	(WEIGHTED VERSION including nozzle & adapter)	9461-xxx	11488-3xx	(PLASTIC COVER VERSION including nozzle & adapter)	12317-1xx	(WEIGHTED VERSION including nozzle & adapter)	12035-xxx	12317-3xx	(PLASTIC COVER VERSION including nozzle & adapter)
BOX	13x13x17"	14x14x10"		12x12x11"	14x14x10"		14x14x13"		12x12x11"	14x14x13"	
QTY/BOX	900	24		700	24		24		500	24	
LBS/BOX	40	31		12	12		34		14	15	

**COMPONENTS TOTAL INCLUDES ADAPTER, BODY (WEIGHTED OR PLASTIC), AND NOZZLE (3TN OR 3NV).



03000 ORBITOR

CLAMP SAVER

USE CLAMP SAVER WHEN INSTALLING ORBITORS ON A PIVOT WITH EXISTING POLY SLIP WEIGHTS. This simple device placed over clamps on drop hose beneath poly slip weights protects the clamp from the "action" or natural vibration on Orbitor systems. This is a great solution when an irrigator is retrofitting a pivot that already has slip weights with the Orbitor sprinkler. Only the plastic cover version (6-10 psi / 0.4-0.7 bar) 03000 or 03030 can be used with poly slip weights.

DESCRIPTION	CLAMP SAVER
PART NO.	12107
BOX	12x12x11"
QTY/BOX	300
LBS/BOX	18



ON TOP OF IT!



SCAN CODE TO
SEE IN ACTION

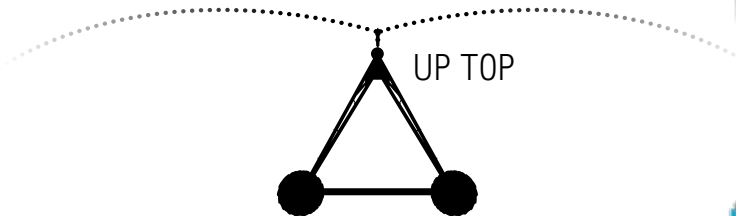


INTRODUCING THE

03030 ORBITOR **FX**

FIELD-PROVEN, OFF-AXIS ORBITOR
TECHNOLOGY PROVIDES A RANDOM
DROPLET PATTERN IN A COMPACT,
LOW-VIBRATION DESIGN.

UP-TOP 03030FX
WHITE PLATE/CAP
AND R/S3030 BODY ASSY
#13209-001



- Engineered plate grooves reduce mist
- Low wind-fighting trajectory
- 10 PSI recommended (*12-50 Nozzles)
– Max. 54 ft (16.5 m) wetted diameter (preliminary)
- 6 PSI optional (*16-50 Nozzles)
- Use galvanized (maximum riser of 4 ft (1.2 m) or proven plastic nipples (no PVC nipples)

ORBITOR FX IS ONLY AVAILABLE WITH
3NV NOZZLE/3030 SERIES.

3/4" MNPT x Square Thread Adapter		3NV Nozzle (see pg. 9)	03030 FX Cap, Plate, Body Assy	03030FX Components Total**
DESCRIPTION	PART NO.	12035-xxx	13209-001	(including nozzle & adapter)
BOX	13x13x17"	12x12x11"		
QTY/BOX	900	500		
LBS/BOX	40	14		

3/4" x 3/4" MNPT Nipple
12291
12x12x18"
400
20

CATERING TO CROP SPECIFIC NEEDS – UP-TOP SOLUTIONS FOR TALL GROWING CROPS



**THE UP-TOP R3030
ROTATOR® CAN OPERATE
DOWN TO 15 PSI (1.0 BAR)
WITH HIGH UNIFORMITY
AND IMPRESSIVE WIND
RESISTANCE, MADE
POSSIBLE BY SPECIFICALLY
ENGINEERED AND FINELY-
TUNED ROTATING PLATES.**



Rotator® / WHITE PLATE
15 – 30 PSI (1.0–2.0 bar)



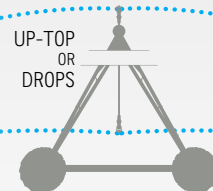
Accelerator / NAVY PLATE
6 – 15 PSI (0.4–1.0 bar)

AT 10 PSI (0.7 BAR),
THE ACCELERATOR
WITH THE NAVY
PLATE OFFERS
LOW PRESSURE
ADVANTAGES OVER
SPRAYHEADS ON TOP
OF THE PIPE.

D

D3030 SPRAYHEAD

6-40 psi (0.4-2.8 bar)
16-40' (4.9-12.2 m)



3030 SERIES PART-CIRCLE
SPRAY & HOSE DRAG ADAPTER
BOTH REQUIRE UNIVERSAL BODY;
3000 SERIES DOES NOT.



BUBBLER
ATTACHMENT
(LEPA) #10577
FOR D3000 ONLY



"LE"
LOW ENERGY

FLIP-OVER
HOSE DRAG
CAP ASSEMBLY
#12676



TURQUOISE #9591 	GREEN #9543 	BLUE #9493 	GRAY #9542 
RED #9437 	YELLOW #9631 	BLACK #9541 	ORANGE #10683 
WHITE #10971 	PURPLE #9550 	BROWN #10721 	TAN BUBBLE-WIDE #12780 

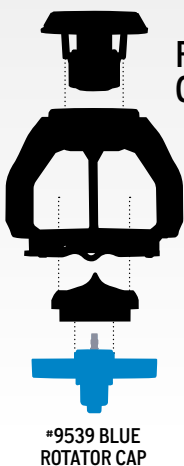
See sprayhead literature for plate characteristics, throw diameter and pressure/nozzle ranges.



16

T

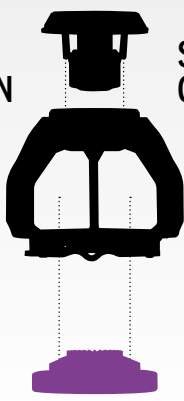
T3000 TRASHBUSTER



ROTATOR®
CONFIGURATION

BLUE #8817 
GREEN #8844 

See page 10 for
cap assy *.



SPRAYHEAD
CONFIGURATION






GREEN #9543 	YELLOW #9631 	BLACK #9541 
BLUE #9493 	PURPLE #9550 	ORANGE #10683 



3000FC Nozzle
#10106-xxx Requires
a rigid drop and 25 PSI
(1.7 bar) minimum.



The Sprayhead comes in the 3000 Series (with 3TN nozzle) or 3030 Series (with 3NV nozzle). The Trashbuster is not offered in the 3030 Series configuration.

D3000					D3030					For HD3000 3TN Nozzle For HD3030 3NV Nozzle Adapter and		
												
DESCRIPTION	3/4" MNPT x Square Thread Adapter	Plates (excluding Tan)	Tan Bubble-Wide Plate	Spray Cap	3TN Nozzle (see pg. 9)	A3000/ D3000 Body	D3000 Components Total*	3NV Nozzle (see pg. 9)	A3030/ D3030 Body	D3030 Components Total*	Sprinkler Converter	Hose Drag Adapter
PART NO.	9410	pg. 16	12780	9429	9461-xxx	9428	With one spray plate	12035-xxx	12346	(including nozzle & adapter)	11472	9427
BOX	13x13x17"	12x12x9"	12x12x9"	13x13x17"	12x12x11"	13x13x12"		12x12x11"	14x14x16"		See Page 10-11	12x12x5"
QTY/BOX	900	600	600	1000	700	400		500	200			75
LBS/BOX	40	10	10	22	12	16	14	25		3		

For HD3000 order 3000 Adapter, 3TN Nozzle & Hose Drag Adapter. For HD3030 order 3000 Adapter, 3NV Nozzle, 3030 Series Universal Adapter and Hose Drag Adapter.

*COMPONENTS TOTAL INCLUDES ADAPTER, PLATE, CAP, NOZZLE (3TN OR 3NV) AND BODY (D3000 OR D3030).










D3000 SPRAYHEAD

WITH TAN BUBBLE-WIDE PLATE
(SEE PAGE 16 FOR 3030 CONFIGURATION.)

Flip-over D3000 Cap #9429
Spray Plate with Cap Assy #10041-xxxx

DESCRIPTION	Bubbler Attachment (3000 Series)	Flip-Over Hose Drag Cap Assy (3030 Series)	PC-Sprayhead (less nozzle & adapter)	3030 Series Universal Adapter
PART NO.	10577 (Pg 16)	12676 (Pg 16)	9894-001	12381
BOX	12x12x9"	13x13x17"	13x13x17"	13x13x17"
QTY/BOX	600	300	400	200
LBS/BOX	10	21	27	23


				T3000 w/ 3TN		T3000 w/ 3000FC	
  				 		 	
DESCRIPTION	3/4" MNPT x Square Thread Adapter	T3000 Body	T3000 Cap/Spray Plate	3TN Nozzle (see pg. 9)	T3000 Components Total*	3000FC	T3000 Components Total*
PART NO.	9410	10419	10324-xxx	9461-xxx	(Spray & 3TN)	10106-xxx	(Spray & 3000FC)
BOX	13x13x17"	13x13x17"	12x12x11"	12x12x11"		12x12x11"	
QTY/BOX	900	300	300	700		700	
LBS/BOX	40	11	14	13		37	

For Trashbuster with R3000 Rotator Cap/Motor/Plate, specify and price from Rotator Section on page 11.

*COMPONENTS TOTAL INCLUDES ADAPTER, PLATE, CAP, NOZZLE AND BODY.



IF YOU'RE LOOKING FOR "LE" SOLUTIONS —
LOOK FOR THE **NELSON ADVANTAGE.**



LOW ENERGY/ELEVATION
PRECISION APPLICATION

U3030

+ HOSE DRAG

Germinate
Irrigate
Chemigate
Bubble
Drag

18



LEPA / TAN BUBBLE-WIDE

The Tan Bubble-Wide plate is now available for Low Energy Precision Applications in the 6-10 psi range (0.4-0.7 bar) using nozzle sizes #9-#30. This configuration creates a wider dome of water than standard straight down bubblers providing full coverage irrigation. This pattern treats the soil better and can increase efficiencies by reducing wind drift and evaporation versus standard Spray plates. Space from 30" to 60".

BUBBLE MODE WITH SPRINKLER
CONVERTER (ACCELERATOR MODE)



FLIP-OVER HOSE DRAG
CAP ASSEMBLY FOR
R3030/S3030 &
A3030/D3030 BODY
(SIMPLY FLIP TO FIT)

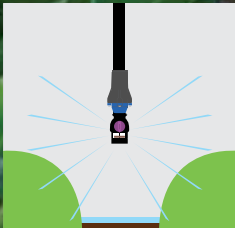
STRAIGHT-DOWN
BUBBLE MODE (NO
SPECIAL PLATE/CLIP
REQUIRED)

PROBLEM

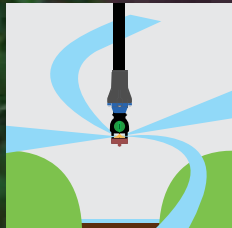
"I need a full coverage sprinkler to germinate my crop early in the season but then want to convert to a LEPA system later."

SOLUTION

"Try the A3030 Accelerator with a sprinkler converter and switch to the tan bubble-wide when water supply is tight."



LESA



LENA



**LOW ENERGY/ELEVATION
SPRAY APPLICATION**

D3030

SPRAYHEAD

Spray



SPRAY MODE WITH
SPRINKLER
CONVERTER

**LOW ENERGY/ELEVATION
NELSON ADVANTAGE**

A3030

ACCELERATOR

MOVING
SPRINKLERS:

Rotator®

Accelerator

Spinner

Orbitor



ACCELERATOR MODE WITH
SPRINKLER
CONVERTER

**HOSE DRAG — BUBBLER —
SPRAY TECHNOLOGY QUALIFY
AS LEPA AND LESA SO LONG
AS THE OUTLET SPACINGS
ARE TIGHT AND THE DEVICES
DELIVER WATER VERY NEAR TO
OR ON THE SOIL SURFACE, WITH
LITTLE ENERGY IN ORDER TO
HAVE VERY LOW EVAPORATION
IN THE AIR.**

The Sprinkler Converter is a great device to get a 3-in-1 sprinkler. Cater the irrigation to the crop needs by easily switching between bubble, spray, or low-pressure (6-10 psi) rotating sprinklers. The Accelerator has the widest throw for optimal soil infiltration.

SMART OPTIONS FOR COMMON CHALLENGES

PART-CIRCLE ROTATOR®

IMPORTANT: The PC-R3030/S3030 have a different body and deflector (blue) than the PC-R3000/S3000 (black) and they require the U3030 adapter. The PC-R3000/S3000 cannot be used with the U3030 adapter.

Plate Color	Nozzle #	Min-Max Pressure
White	14-23	15-25 psi (1-1.8 bar)
Tan	24-39	
Black	40-50	15-30 psi (1-2 bar)

PC-R3030
requires U3030
Adapter



PERFORMANCE

- 180° Arc (varies slightly with flow rate)
- Wide Throw
- High Uniformity
- Wind Fighting Pattern

OPERATING SPECS

- 15-25 psi (1-1.8 bar) for #14-39 Nozzles
 - 15-30 psi (1-2 bar) for #40-50 Nozzles
 - 11" Spacing Limit
 - Mount on a rigid drop assembly or IACO Hose Boom Assembly.
- Go to www.boombacks.com.

Part-Circle Spinner & Sprayhead also available for different pressure needs and stream characteristics.



PC-R3000 cannot
be used with
U3030 Adapter



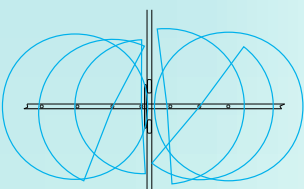
PROBLEM

"I have major ruts left behind the wheels."

SOLUTION


"Try the PC-R3030 on boombacks to reduce excessive watering in the wheel tracks. Deep wheel tracks are detrimental to the pivot and makes harvesting difficult."

PART-CIRCLE SPRINKLERS CAN BE INSTALLED IN A VARIETY OF CONFIGURATIONS



STRAIGHT DROPS

Installations on straight drops require careful adjustment of the orientation.



BOOMBACKS

Installations on boombacks minimize the compromise in uniformity that occurs when part-circle devices are utilized.

PROBLEM

"I'd like to start out with a low volume package and increase the flow once the crop matures."

"Try using nozzle clips!
Germinate in LO flow mode
and irrigate in HI. Or irrigate
in HI and chemigate in LO.

SOLUTION

WEIGHTS FOR DROP HOSE

The 1 lb. modular weight (*10130) fits onto the pressure regulator, but if pressure regulators are not used, the weight fits directly on the body of the sprinkler (3000 Series only and not to be used with the Orbitor). The 1 lb. Modular Pivot Weight is designed for sprinklers operating at 20 PSI (1.4 BAR) and below.



SLIM WEIGHT

The in-line "slim" weight is for use with 3000 Series & 3030 Series Sprinklers. This low profile zinc weight fits directly into a flexible drop hose secured with a clamp, above a Nelson regulator and/or sprinkler. This includes the plastic cover versions of the 03000 and 03030 at 6, 10 or 15 psi (0.4, 0.7 or 1 bar) where the regulator must be installed directly onto the slim weight. No additional weight is allowed with the Orbitor.



3NV DNC PLIERS

Use this tool to remove and change 3NV Nozzles from the 3NV Dual Nozzle clips. Simply insert tool teeth into nozzle notches and it releases.



GOOSENECKS

These new, high-efficiency goosenecks have superior flow capacity to save you energy — less than half the friction loss of comparable products (1 psi {0.07 bar} of friction loss @ 22 gpm {83 lpm}). Large, efficient inside diameters are made possible with spin-weld technology. High-strength plastic can handle intense tension force. Molded 3/4" inlet eliminates extra fittings and provides easier and more reliable installation into span pipe.



NEW! COIL WEIGHT

The coil weight has more weight than standard pivot drop weights (1.25 pounds /0.57 kg). Save a fitting with integrated Hose Barb x 3/4" MNPT connection and special bonus - no shiny metal helps prevent theft!

Plastic cover secures over coil. Same mounting restrictions as the slim weight on left.



NOZZLE CLIPS

Nelson Pivot Sprinklers can be equipped with two or three nozzles using the 3TN Dual Nozzle Clip or 3TN Triple Nozzle Clip. The 3030 Series has a dual nozzle clip. These devices allow you to precisely match crop water requirements through the season. During germination, lower system flow rates lessen the intensity of water droplets to maintain proper soil structure and reduce runoff. Adjust the system flow as crop water requirements or well outputs change.



- Change system flow quickly and accurately.
- No more fumbling with or dropping nozzles.

Note: Do not operate in down-in-the-crop applications, or with the Chemigation Spray Plate.

21



FITTINGS

User-friendly HOSE BARB FITTINGS. Easy installation into 3/4" flexible hose. Eliminates additional fittings. The convenience of the 15/16" Hex Adapter is unique to Nelson fittings. Secure fittings using 15/16" deep well socket or open end wrench.

NEW! 3/4" X 3/4" MNPT NIPPLE NOW AVAILABLE.

ACCESSORIES PRICES



1 lb. Modular Weight	In-line Slim Weight	1.25 lb. Coil Weight	FNPT x (HB)	MNPT x (HB)	ST Adapter x (HB)	3/4" x 3/4" MNPT Nipple	3NV Dual Nozzle Clip	3TN Dual Nozzle Clip	3TN Triple Nozzle Clip	3NV Dual Nozzle Pliers	Goosenecks
10130	11395-001 (0.85 lb)	13306	10057	10148	9901	12291	12032	9742	11089	12560	12375-002 BARB ; 12375-001 MNPT
12x12x5"	40/36 12x12x5"	12x12x10"	13x13x17"	13x13x17"	13x13x17"	12x12x18"	12x12x9"	13x13x17"		8x8x5"	
48	11395 (1 lb)	30	625	725	800	400	1000	1000		1	
52	35/36 12x12x5"	41	33	36	38	20	9	16		2	12x12x11"

PRESSURE REGULATION

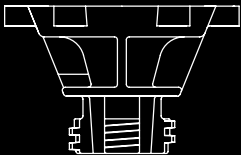


PRECISION ACCURACY IN TOUGH FIELD ENVIRONMENTS

The function of a pressure regulator in center pivot sprinkler design is to fix a varying inlet pressure to a set outlet pressure, regardless of changes in the system pressure due to hydraulic conditions, elevation changes and pumping scenarios. The benefits include a uniform depth of water application, controlled sprinkler performance (droplet size and throw distance), and flexibility in system operation.

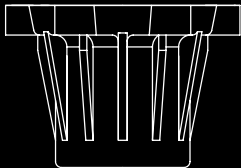
THE NELSON UNIVERSAL FLO PRESSURE REGULATOR HAS A FLOW UP TO 12 GPM (2.7 M³/H) AT 15 PSI (1.0 BAR) AND ABOVE.

SQUARE THREAD CONNECTION



Integral adapter connects directly into all 3000 & 3030 Series Sprinklers.

3/4" FNPT X 3/4" FNPT CONNECTION



Use 9410 3/4" MNPT adapter

22

PATENTED PLUG RESISTANT DESIGN

SUPERIOR PLUG-RESISTANCE WITH A SINGLE-STRUT SEAT DESIGN IN BOTH THE HI-FLO AND UNIVERSAL FLO MODELS.

EXTENDED PERFORMANCE & PRECISION ACCURACY

PRECISION COMPONENTS COUPLED WITH AN INTERNALLY LUBRICATED O-RING MINIMIZE FRICTIONAL DRAG AND HYSTERESIS.

DESCRIPTION	Square Thread Uni-Flo	Square Thread Hi-Flo	3/4" FNPT Uni-Flo	3/4" FNPT Hi-Flo
BOX	12x12x13"	12x12x11"	12x12x13"	12x12x11"
QTY/BOX	100	50	100	50
LBS/BOX	27	25	30	25

	6 PSI (0.4 bar)	10 PSI (0.7 bar)	15 PSI (1.0 bar)	20 PSI (1.4 bar)	25 PSI (1.7 bar)	30 PSI (2.1 bar)	40 PSI (2.8 bar)	50 PSI (3.4 bar)
3/4" FNPT X SQUARE THREAD UNI-FLO	9572-001	9572-002	9572-003	9572-004	9572-005	9572-006	9572-007	9572-008
3/4" FNPT X SQUARE THREAD HI-FLO	9611-001	9611-002	9611-003	9611-005	9611-006	9611-007	9611-008	9611-009
3/4" FNPT X 3/4" FNPT UNI-FLO	9491-001	9491-002	9491-003	9491-004	9491-005	9491-006	9491-007	9491-008
3/4" FNPT X 3/4" FNPT HI-FLO	9071-001	9071-002	9071-003	9071-005	9071-006	9071-007	9071-008	9071-009

HOW MUCH ELEVATION CHANGE IS ACCEPTABLE?

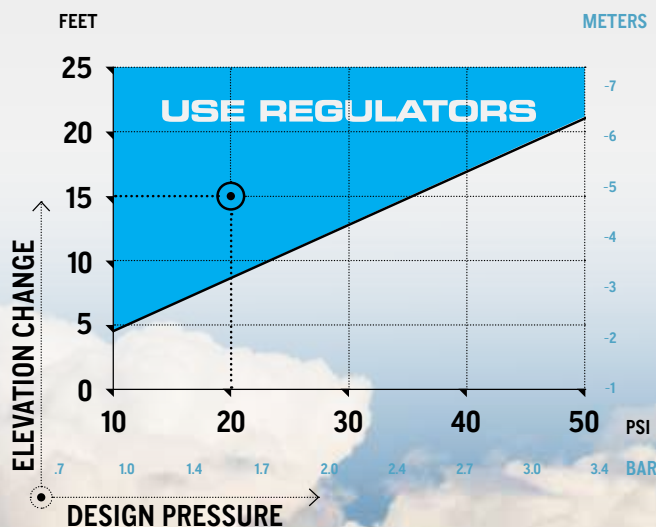
LESS THAN 10% FLOW VARIATION IS A GOOD RULE OF THUMB.

This graph is based on the elevation limit which will cause a flow variation of ten percent or more. If the elevation change from the lowest point is above the line, then a flow variation of more than ten percent will occur. Notice the lower design pressure allows less elevation change before pressure regulators are recommended.

Even if elevation changes do not require pressure regulators, you should consider them for their other advantages. They ensure uniform depth of water application and controlled sprinkler performance regardless of changes in system pressure due to hydraulic conditions and various pumping scenarios.

TECHNICAL TIPS FOR REGULATING SYSTEMS

IMPORTANT: Allow approximately 5 PSI (.35 BAR) extra pressure in order for the regulator to function properly. For example, the minimum design inlet pressure for a 20 PSI (1.4 BAR) pressure regulator is 25 PSI (1.7 BAR). IMPORTANT: If your system is designed with Nelson sprinklers, use Nelson Pressure Regulators. Individual manufacturers' pressure regulator performance varies. Interchanging could result in inaccurate nozzle selection.



GO BEYOND.



R55VT

40-55'

(12-17m) @
15-60 PSI
(1.0-4.2 bar)

19 gpm-105 gpm
(4.2 m³/h-23.8 m³/h)



R75

50-70'

(15-21 m) @
25-60 PSI
(1.7-4.2 bar)

24 gpm-70 gpm
(5.4 m³/h-15.4 m³/h)



SR75

70-90'

(21-28 m) @
25-80 PSI
(1.7-5.5 bar)

30 gpm-160 gpm
(6.8 m³/h-36.3 m³/h)



SR100

90-120'

(28-37 m) @
40-80 PSI
(2.8-5.5 bar)

50 gpm-300 gpm
(11.4 m³/h-68.2 m³/h)

TYPICAL ADDED ACREAGE ON A 1/4-MILE PIVOT

Up to 10 acres
(4.0 ha)
irrigating full circle

Up to 6 acres
(2.4 ha)
corners only

Up to 13 acres
(5.3 ha)
irrigating full circle

Up to 7 acres
(2.8 ha)
corners only

Up to 17 acres
(6.9 ha)
irrigating full circle

Up to 9 acres
(3.6 ha)
corners only

Up to 23 acres
(9.3 ha)
irrigating full circle

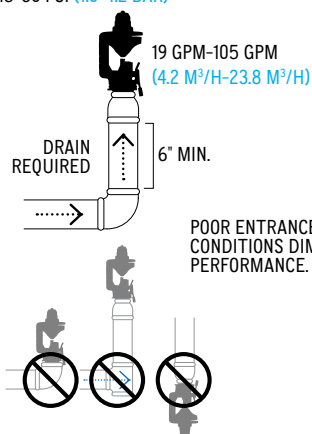
Up to 11 acres
(4.5 ha)
corners only

ADDITIONAL ACREAGE AT LOW PRESSURE

R55 VT

UPRIGHT MOUNTING

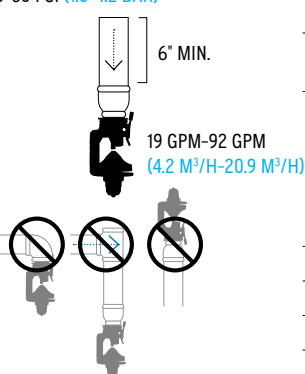
OPERATING PRESSURE MUST BE
15-60 PSI (1.0-4.2 BAR)



R55i VT

INVERTED MOUNTING

OPERATING PRESSURE MUST BE
15-60 PSI (1.0-4.2 BAR)



DESCRIPTION	R55 VT Body	R55i VT Body	Nozzle Assy
PART NO.	12885	12886	12679-0XX MNPT 12679-1XX MBSP
	For Upright Applications (Blue Plate)	For Inverted Applications (Green Plate)	*52 Purple -X52, *56 White -X56, *60 Red -X60, *65 Orange -X65, *70 Yellow -X70, *80 Green -X80, *90 Blue -X90
BOX	12x12x11"	12x12x11"	12x12x4"
QTY/BOX	9	9	24
LBS/BOX	14	14	8

Please note that radius is typically less for the inverted, green plate than for the blue plate. The R55 VT and R55i VT can be controlled using a Nelson 1000P Valve.

NEW! END SPRINKLER ADAPTER

FOR R55, R55i & R75 SPRINKLERS
Not to be used with impact sprinklers.



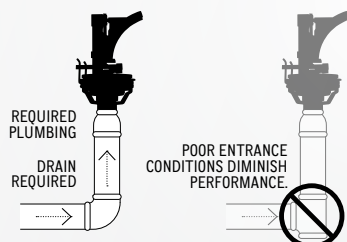
DESCRIPTION	2" MNPT x 1.25" FNPT	2" MBSP x 1.25" FBSP
PART NO.	*13203-001 (Black)	*13203-002 (Gray)
BOX	12x9x6"	12x9x6"
QTY/BOX	9	9
LBS/BOX	6	6



25

R75

This versatile, high-uniformity sprinkler is based on field-proven Rotator® Technology. The R75 and R75LP (low pressure option) help fill in the corners and gain added ground ... up to 70 feet (21 m).



DESCRIPTION	R75 Body	7TN Nozzle
PART NO.	11936-xxx	12178-xxx
	*-001 for 40-60 psi, 2.75-4 bar and *-002 for LP Version 25-40 psi, 1.75-2.75 bar	*52 Beige -052, *56 Red -056, *60 Yellow -060, *64 Green -064 *68 Blue -068, *72 White -072
BOX	15x9x6"	8x8x5"
QTY/BOX	1	5
LBS/BOX	6	3

ORIGINAL BIGGUN®

SR100

50 GPM-300 GPM
(11.4 M³/H-68.2 M³/H)

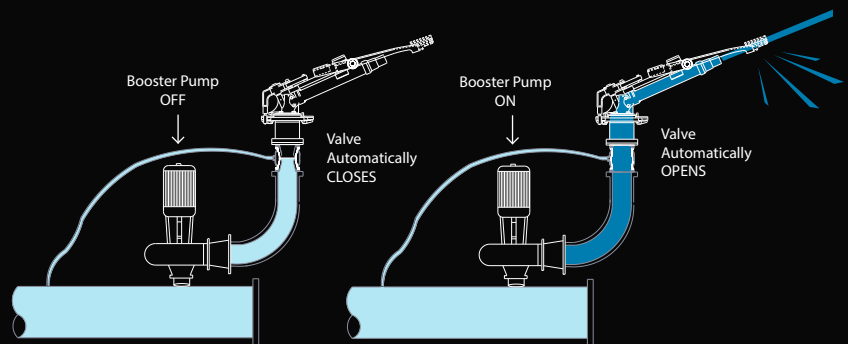
SR75

30 GPM-160 GPM
(6.8 M³/H-36.3 M³/H)

PIVOT GUN CONTROL VALVE

800P CONTROL VALVE
+ SR75 OR SR100

THE 2" VALVE IS NORMALLY CLOSED. WHEN THE BOOSTER PUMP IS TURNED ON, THE ADDED PRESSURE* CAUSES THE VALVE TO OPEN OPERATING THE GUN. NO OTHER ACCESSORY IS NEEDED.



*BOOSTER PUMP ADDED PRESSURE MUST BE 18 PSI (1.2 BAR) OR MORE.

800P - 2" (50 MM) PIVOT END GUN VALVE (Booster Pump Controlled - no solenoid required)
Medium Pressure sleeve (18-80 psi) includes ball drain/vent, 2 rubber drains, and 1/4" tube fitting in jacket

MODEL NO.	DESCRIPTION	PART NUMBER
800P	800P End Gun Valve, A2B12C3, no stud kit	13271-003
	800P End Gun Valve, A2B11C3, with stud kit	13271-001



2 x Rubber drain/plug
(1) #9800 Upstream - to release air
(1) #9800-100 Downstream - to drain gun



10753 Ball drain/vent
Installed in booster pump volute or valve jacket to prevent booster pump air lock



THE ORIGINAL BIG GUN®

DESCR.	Part Circle — Slow Reverse (18")	Individual Taper Ring Nozzle (Specify Size)	Part Circle — Slow Reverse (18")	SR100 Nozzle Valve w/ Solenoid (110V or 24V) (18")	SR100 Nozzle Valve without Solenoid	SR100 Nozzle Valve w/ Delta P (less nozzle) 8211-316	Taper Bore Nozzle (Specify Size)	Purge Valve — 1.5" MNPT or 1.5" MBSP	Delta P Kit	2" FNPT Flange
MODEL NO.	SR75	TR75	SR100	SRNV100E	SRNV100H	SRNV100DP	100T	10474	12289	10356
BOX	32x9x15"		32x9x15"	32x9x15"	32x9x15"	32x9x15"		10474-001		
LBS/BOX	22	1/2	24	36	35	28	1/2			2.45

PROBLEM

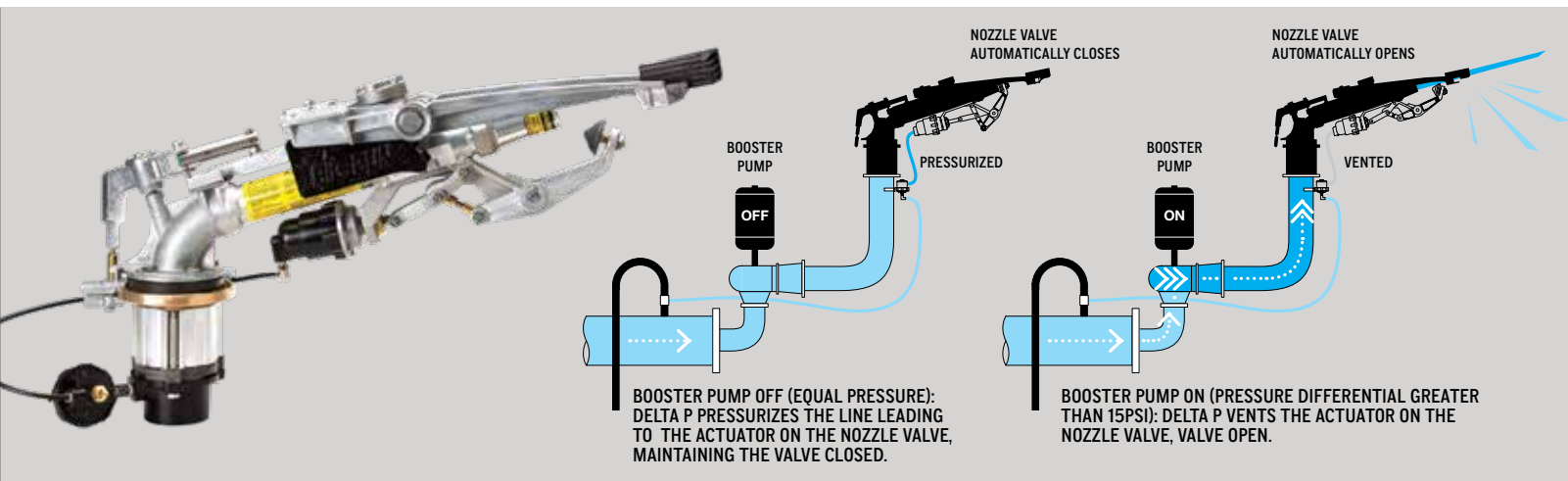
"I have to frequently manually flush the end of my pivot to prevent it from filling with sand and mud."



SOLUTION

"Install a purge valve at the end of the center pivot for automatic flushing at start up and shut down. During system start up, the nozzle valve is open until the end pressure reaches approximately 8 psi. If at any time the end pressure drops below 8 psi, the valve will open."

27



SRNV100 BIG GUN® NOZZLE VALVE

The SRNV100 is the standard SR100 Big Gun® configured with a simple mechanical valve which can be either hydraulically or electrically controlled and linked to the pivot control system. The nozzle valve improves end gun performance and efficiency by eliminating pressure loss, turbulence, and debris hang-up typical of other end gun control valves.

DELTA P KIT

The Delta P can be paired with the SRNV100 to further improve reliability by eliminating the need for a costly solenoid. The Delta P automatically opens and closes the nozzle valve by sensing pressure upstream and downstream of the booster pump.



7 SERIES SPRINKLERS

A NEW DAY FOR MICRO!

The 7 SERIES microsprinkler line can transform from one sprinkler type to another. Each sprinkler type uses the same adapters, stake & tube assemblies, body and nozzles. Therefore, each shares in the benefits of low pressure operating flow control nozzles, quick clean technology, and easy change nozzles. Additionally the same accessories such as stream splitters and PVC stake & tube assemblies can be used with each sprinkler type.

SPIN



The S7 Spinner has bug protection, a long wear-life bearing, an optional break-off tab for tree starting and long-range or short-range plate options.

SPRAY




The J7 Jet has no moving parts and a tree-starter plate. Other spray patterns coming soon!

ROTATE



Currently under development, the R7 Rotator® brings the greatest possible distance of throw with bonus bug protection feature.



FLOW REGULATION AT LOWER PRESSURE

7FC flow control nozzles are
flow regulating from 15-50 PSI.



QUICK-CLEAN TECHNOLOGY

Simply turn, flush and recon-
nect sprinkler — save time and
money by reducing labor.



SUPERIOR WEAR LIFE

Designed with heavy-duty,
stainless steel ball at the top
of the spin plate, ensuring
durability and longevity.

SAID AND DONE - THE S7 SPINNER DELIVERS LOWER ENERGY AND LABOR COSTS AND A HIGHER LEVEL OF QUALITY, RELIABILITY AND DURABILITY THAN ANY OTHER MICRO SPRINKLER. THE NEW J7 JET IS IDEAL FOR STARTING YOUNG TREES ... AND GET READY FOR THE R7 ROTATOR TO REVOLUTIONIZE MICRO!

29



S7 SPINNER

NOZZLE	7FC NOZZLE
*35 Orange	*09 (8.5) GPH Orange
*40 Blue	*11 GPH Blue
*45 Purple	*14 GPH Purple
*50 Green	*18 GPH Yellow
*55 Yellow	*24 GPH Red
*60 Light Red	
*65 Gray	
*70 White	
*78 Dk. Blue	

STANDARD **12890-XXXX**

FLOW CONTROL **12891-XXXX**



BLUE PLATE	PURPLE PLATE	BLACK PLATE
Without Deflector Tab = 21	Without Deflector Tab = 23	Without Deflector Tab = 25
With Deflector Tab = 22	With Deflector Tab = 24	With Deflector Tab = 26

PLATE DESCRIPTIONS:

BLUE: Greatest throw radius, recommended with all nozzles except *30.*

PURPLE: For low pressure and low flow, recommended with only *30, *35, and 8.5 FC nozzles.

BLACK: Short radius and flat trajectory, use with all nozzles.*

*Please see the S7 Literature for recommended pressures.

Standard S7 Assy including Plate & Nozzle	S7 Assembly including Plate & FCN Nozzle	QC x 1/2 MNPT 13064-001	QC x 3/8 MNPT 13064-002
-------------------------------------------------	------------------------------------------------	-------------------------------	-------------------------------

S7 SPINNER PARTS

S7 Top (Blue)
12727-002



Green Top
special order.
Call Factory
for details.



S7 Body
12924

BLUE Plate
w/o Tab 12716-001
PURPLE Plate
w/o Tab 13184-001
BLACK Plate
w/o Tab 13448-001



BLUE Plate w/
Tab 12716-002
PURPLE Plate w/
Tab 13184-002
Black Plate w/
Tab 13448-002



Flow Control
7FC Nozzle
12720-0xx



Standard
1TN Nozzle
12721-0xx



QC x 1/2
MNPT
13064-001
See above.



QC x 3/8
MNPT
13064-002
See above.



QC x Acme
with Screen
(Connects
to 1/2 PVC-4,
1/2 PVC-5,
FT2, FT3)
12972



Adapter for
SuperNet Stake,
QC x .256" OD Tube
12882-001



STREAM
SPLITTERS



One-Sided Stream Splitter
13149



Two-Sided Stream Splitter
13150

NEW BRACKET FOR HANGING
MOUNT OF S7 (UPRIGHT)



S7 Hanging Bracket
13395

The *13395 Bracket and the 24" HQC-4 locates the S7 12" below the polyethylene water supply tube. When the S7 needs to be placed at a greater distance below the supply tube, order bulk tubing in coils (*10081 = 328' (100 m) or *10081-002 = 1000' (305 m)), LTO *10080 and fitting *12990-002 (QC to 4mm tubing for HQC-4) and assemble to desired length.



13092-024
HQC-4
4mm x 24" Tubing

12990-002 Fitting

9960-9xxx
4 mm Tubing



HANGING QUICK CONNECT-4 (4 MM) TUBING ASSEMBLY

DESCRIPTION	QC to 4mm Tubing for HQC	4 mm x 12" (30.5 cm) Flexible PVC Feedtube & LTO, 4 mm Barb	4 mm x 24" (60.9 cm) Flexible PVC Feedtube & LTO, 4 mm Barb	HQC-4, 4mm x 12" tubing	HQC-4, 4mm x 24" tubing	S7 Hanging Bracket
		9960-912	9960-924	13092-012	13092-024	
PART NO.	12990-002					13395

J7 JET



STANDARD **13439-XXXX**
FLOW CONTROL **13440-XXXX**

DEFLECTOR PLATE

Red = 01
3' (0.9 m) Radius with
8" Mounting Height

NELSON

4 & 5 MM FEEDTUBE OPTIONS FOR THE S7



**4 MM ASSEMBLIES MAX. FLOW
CAPACITY = 20 GPH (76 LPH)
5 MM ASSEMBLIES MAX. FLOW
CAPACITY = 0.65 GPM (148 LPH)**



1/2" PVC-4 QC (4 MM) FEEDTUBE ASSEMBLY

DESCRIPTION	QC to 4mm Tubing Adapter for PVC-4	Tubing Assembly, Flexible, 4mm x 30" (-930) with LTO	Tubing Assembly, Flexible, 4mm x 48" (-948) with LTO	1/2" PVC-4 QC, 16" Stake x 4mm x 30" Tubing	1/2" PVC4 QC, 22" Stake x 4mm x 30" Tubing	1/2" PVC-4 QC, 16" Stake x 4mm x 48" Tubing
PART NO.	12990-002	9960-930	9960-948	13090-21630	13090-22230	13090-21648



1/2" PVC-5 QC (5 MM) FEEDTUBE ASSEMBLY

DESCRIPTION	QC to 5mm Tubing Adapter for PVC-5	Tubing Assembly, Flexible, 5mm x 30" (-030) with LTO	Tubing Assembly, Flexible, 5mm x 48" (-048) with LTO	1/2" PVC-5 QC, 16" Stake x 5mm x 30" Tubing	1/2" PVC-5 QC, 22" Stake x 5mm x 30" Tubing	1/2" PVC-5 QC, 22" Stake x 5mm x 48" Tubing
PART NO.	12990-001	11283-030	11283-048	13089-21630	13089-22230	13089-22248



16" QC4 (4 MM) FEEDTUBE ASSEMBLY & PARTS

DESCRIPTION	QC4 Stake for 4mm tubing	Tubing Assembly, Flexible, 4mm x 30" (-930) with LTO	Tubing Assembly, Flexible, 4mm x 48" (-948) with LTO	QC4 Stake & Tube Assy, 16" Stake x 30" 4mm tubing	QC4 Stake & Tube Assy, 16" Stake x 48" 4mm tubing
PART NO.	12981-002	9960-930	9960-948	12983-030	12983-048

Use Steel Stake Install Tool 13429 to pre-drill holes for the QC4 and QC5 stakes. This ensures that the stakes will be installed without any bending and in an upright position.



16" QC5 (5 MM) FEEDTUBE ASSEMBLY & PARTS

DESCRIPTION	QC5 Stake for 5mm tubing	Tubing Assembly, Flexible, 5mm x 30" (-030) with LTO	Tubing Assembly, Flexible, 5mm x 48" (-048) with LTO	QC5 Stake & Tube Assy, 16" Stake x 30" 5mm tubing	QC5 Stake & Tube Assy, 16" Stake x 48" 5mm tubing
PART NO.	12981-001	11283-030	11283-048	12982-030	12982-048

TOOLS & PARTS FOR S7, J7 STAKE & TUBE ASSEMBLIES

DESCRIPTION	PART NO.
4 mm Tubing, 1,000' (305 m) coil	10081-002
5 mm Feedtube, 1,000' (305 m) coil	9284
4 mm Tubing, 328' (100 m) coil	10081
5 mm Feedtube, 328' (100 m) coil	9284-002
Hand Punch Tool, 4 mm (Green)	10997
Hand Punch Tool, 5 mm (Red)	9349
Goof Plug (Order in 20s)	9986

Coupler, 4 mm x 5 mm	13142
LTO, Barb x Barb 4 mm	10080
LTO, Barb x Barb 5 mm	12023
Feedtube & LTO Assy, 4mm x 30"	9960-930
Tubing Assy, 5 mm x 72" w/ LTO	11283-072
QC Stake Install Tool	13429
Goof Plug for 4 mm & 5 mm LTO (Order in Multiples of 6)	13435

NOTE: THE 1/2 PVC-4 (PAGE 33) AND 1/2 PVC-5 (PAGE 38) CAN ALSO BE USED WITH THE S7 SPRINKLER. #12972 QC X FEMALE ACME ADAPTER IS REQUIRED.

MICRO + FULL COVERAGE IRRIGATION / SPINNER & ROTATOR® TECHNOLOGY

S5



11826-2XX

NOZZLE	FLOW CONTROL NOZZLE
*35 Orange	8.5 (*9) GPH Orange
*40 Blue	*11 GPH Blue
*45 Purple	*14 GPH Purple
*50 Green	*18 GPH Yellow
*55 Yellow	*24 GPH Red

DESCRIPTION	Standard S5 Assembly including Plate & Nozzle	S5 Assembly including Plate & FCN Nozzle
BOX	12x12x5"	12x12x5"
QTY/BOX	200/1000 (6 lbs @ 1000)	200/1000

FT-04 STAKE ASSEMBLY

COMPLETE ASSEMBLIES INCLUDE:

4 mm tubing, LTO & 11258 adapter

#12422-012 — 12" Assembly

#12422-018 — 18" Assembly

#12422-024 — 24" Assembly

PVC Pipe Weight (not included)



LTO, Barb x Barb

4 mm Flexible PVC Feedtube & LTO, 4 mm Barb Assembly
#9960-912 — 12" (30.5 cm)
#9960-918 — 18" (48 cm)
#9960-924 — 24" (61 cm)

PVC Pipe Weight Required (Dealer Supplied)

#11258 PVC Stake Adapter (Gray) — 4 mm

NOTE: S5 TO BE DISCONTINUED IN 2021. SEE S7 SERIES FOR INVERTED/HANGING OPTIONS.

FT-04 FEEDTUBE ASSEMBLY FOR THE S5 (INVERTED MOUNT)

DESCRIPTION	PVC Stake Adapter	4 mm x 12" (30.5 cm) Flexible PVC Feedtube & LTO, 4 mm Barb	4 mm x 18" (61 cm) Flexible PVC Feedtube & LTO, 4 mm Barb	4 mm x 24" (61 cm) Flexible PVC Feedtube & LTO, 4 mm Barb	PVC Adapter, 4 mm x 12" (30.5 cm) Flexible PVC Feedtube/LTO, 4 mm Barb	4 mm x 18" (48 cm) Flexible PVC Feedtube/LTO, 4 mm Barb	4 mm x 24" (61 cm) Flexible PVC Feedtube/LTO, 4 mm Barb
PART NO.	11258	9960-912	9960-918	9960-924	12422-012	12422-018	12422-024
	(Gray) — 4 mm	Barb Assembly	Barb Assembly	Barb Assembly	Complete Assembly	Complete Assembly	Complete Assembly

30" (76 cm) feedtube not available as stake assembly.

R5



9836-XXX

PLATE
Green 9° = 1
Wine 5° = 2
Blue 6° = 3

NOZZLE	FLOW CONTROL NOZZLE
*35 Orange	*09 (8.5) GPH Orange
*40 Blue	*11 GPH Blue
*45 Purple	*14 GPH Purple
*50 Green	*18 GPH Yellow
*55 Yellow	*24 GPH Red

DESCRIPTION	Standard R5 Assembly including Plate & Nozzle	R5 Assembly including Plate & FCN Nozzle
PART NO.	9836-XXX	9836-XXX
BOX	12x12x5"	12x12x5"
QTY/BOX	1000	200/1000
LBS/BOX	7	7

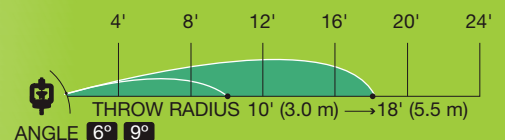
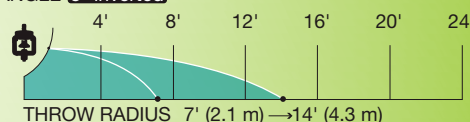
Specify plates and nozzles from above left.

MICROIRRIGATION + FULL COVERAGE









The R5 ROTATOR is the only micro sprinkler to combine the low flow capability of drip/micro with the throw and uniformity performance of a Rotator®.



ANGLE 5° inverted



MICRO + FULL COVERAGE IRRIGATION / R5 ROTATOR® ACCESSORIES & 4 MM FEEDTUBE OPTIONS

<div><div><div><div><div> BARBED TEE (PURCHASE SEPARATELY)</div><div> FEMALE ACME X BARBED TEE FITTING</div><div> MALE ACME ADAPTER</div></div></div><div><div> *10951</div><div> *10616</div><div></div><div></div><div></div></div></div></div>							
Acme x Drip Configuration		R5 Deflector Cap (Shown on R5 w/ 10616)	R5 1-Sided Stream Splitter (Shown on R5 w/ 10616)	R5 2-Sided Stream Splitter (Shown on R5 w/ 10616)	Female Acme x R5 adapter	R5 Installation Tool	
PART NO.	12431	11271 or 11258	10951	10746	10976	10616	11108
Female acme x barbed tee to alternate Rotator sprinklers & drip. (500/box, 6 lbs./box, 12x12x5")		PVC Stake Adapter	Reduce the R5 radius down to 3-4 feet (0.9-1.2 m) for watering newly planted trees.	Protects tree trunks — use when R5s are mounted 2-4 feet (0.6-1.2 m) from a tree.	Protects tree trunks — use when R5 Rotators are centered between two trees.	Connect the R5 sprinkler to Acme Adapter threads.	Make installing the R5 sprinkler simple.

4 MM FEEDTUBE OPTIONS FOR THE R5

(See page 38 for 5 mm options.)

4 MM ASSEMBLIES MAX. FLOW CAPACITY = 20 GPH (76 LPH)
5 MM ASSEMBLIES MAX. FLOW CAPACITY = 0.65 GPM (148 LPH)

1/2" PVC-4 FEEDTUBE ASSEMBLY

DESCRIPTION	PVC Stake Adapter	Flexible PVC Feedtube & LTO — 4 mm x 24" (61 cm)	1/2" PVC Stake 16" (41 cm) Assembled	1/2" PVC Stake 22" (56 cm) Assembled	1/2" PVC Stake 16" (41 cm) Assembled
PART NO.	11258	9960-924	11260-21630	11260-22230	11260-21648
	(Gray) — 4 mm	4 mm Barb Assembly	Hole 5.5" from top, PVC Stake Adapter, 4 mm x 30" (76 cm) Tube w/ Barb (Assy)	Hole 11.3" from top, PVC Stake Adapter, 4 mm x 30" (76 cm) Tube &w/ Barb (Assy)	Hole 5.5" from top, PVC Stake Adapter, 4 mm x 48" (122 cm) Tube &w/ Barb (Assy)

FT-01 FEEDTUBE ASSEMBLY

DESCRIPTION	4 mm x 24" (61 cm) Flexible PVC Feedtube & LTO	4 mm x 30" (76 cm) Flexible PVC Feedtube & LTO	4 mm x 36" (91 cm) Flexible PVC Feedtube & LTO	Stake 12" (300 mm)	Stake 17.5" (450 mm)	Stake 12" (300 mm) Assembled	Stake 12" (300 mm) Assembled	Stake 17.5" (450 mm) Assembled
PART NO.	9960-924	9960-930	9960-936	10847	10848	10745-024	10745-036	10744-036
	4 mm Barb Assembly	4 mm Barb Assembly	4 mm Barb Assembly	Stake 12" (300 mm)	Stake 17.5" (450 mm)	4mm x 24" (61 cm) Tube w/Barb	4mm x 36" (91 cm) Tube w/Barb	4mm x 36" (91 cm) Tube w/Barb

30" (76 cm) feedtube not available as stake assembly. The FT-02 assembly for the inverted mount of the R5 requires Adapter, Feedtube & LTO, (2) Hanger Rod Clips and a Fiberglass Plastic Rod Stake or Steel Rod Stake.

TOOLS & PARTS FOR 4 MM ASSEMBLIES

DESCRIPTION	PART NO.
4 mm Tubing, 328' (100 m) coil	10081
4 mm Tubing, 1,000' (305 m) coil	10081-002
Hand Punch Tool, 4 mm (Green)	10997
Stake Installation Tool for the 6.3 mm Stake	10287
LTO, Barb x Barb	10080

Goof Plug (Order in Multiples of 20)	9986
Goof Plug for 4 mm & 5 mm LTO (Order in Multiples of 6)	13435
Hanger Rod Clip (2 required for inverted mounting)	9987
Coupler, 4 mm x 5 mm	13142
Rod Stake adapter for FT-02 and FT-03	10136

ROTATOR® TECHNOLOGY

CHOOSE A MODEL BASED ON TRAJECTORY, FLOW AND/OR THROW.

R10



0.3 to 0.7 GPM
68 to 159 LPH
18 to 27'
5.5 to 8.2 m

R10T



0.6 to 2.1 GPM
136 to 477 LPH
20 to 33'
6.1 to 10.1 m

R2000



0.7 to 3.5 GPM
159 to 795 LPH
21 to 37'
6.4 to 11.3 m

R2000WF/LP



0.9 to 5.7 GPM
204 to 1295 LPH
31 to 45'
9.4 to 13.7 m

R33/R33LP



2.9 to 11.1 GPM
659 to 2521 LPH
37 to 51'
11.3 to 15.5 m

TRAJECTORY 9° & 15°

9°, 15° & 24°

6°, 9°, 12°, 15° & 24°

25°

25°

CHOOSE FROM THESE ROTATOR® SPRINKLERS FOR UNDER-TREE IRRIGATION AND ENVIRONMENTAL CONTROL OF TREE FRUIT, VINE, TREE NUT CROPS (USE LOW TRAJECTORY PLATES) — AND OVERHEAD IRRIGATION, COOLING AND ENVIRONMENTAL CONTROL IN TREE, VINE, SMALL FRUIT AND NURSERY CROPS.

SYSTEM TYPES INCLUDE SOLID SET USING EITHER PVC PIPE OR POLYETHYLENE PIPE LATERALS, AND PORTABLE PIPES INCLUDING ALUMINUM, POLYETHYLENE AND PVC.

OVERHEAD IRRIGATION, COOLING AND ENVIRONMENTAL CONTROL FOR NURSERY CROPS, TREE, VINE, SMALL FRUIT AND BERRY CROPS. REVEGETATION, MINING AND OTHER SPECIALTY USES. SYSTEM TYPES INCLUDE: PORTABLE PIPE SUCH AS ALUMINUM, POLYETHYLENE, AND PVC. SIDE ROLL AND PERMANENT SOLID SET SYSTEMS.

PROBLEM

"I'm putting in some hazelnut trees, and I'd like to plant strawberries as a cover crop to have an income before the hazelnuts start producing.

SOLUTION

"The R10 or R10T is a perfect fit for hazelnut orchards. A low application, full coverage irrigation system is ideal for trees and growing a cover crop.

FULL COVERAGE IRRIGATION



BENEFITS BEYOND PART-COVERAGE, DRIP, OR SPRAY JET IRRIGATION SYSTEMS:

- Reduced tree stress during periods of heat or harvest
- Ability to establish and maintain a healthy cover crop
- Improved water infiltration and reduced ponding
- Prevention of soil cracking
- Environmental control: cooling and dust suppression
- Improved effectiveness of chemical and fertilizer applications
- Salinity management
- Increased overall nutrient availability



35

R10












9913-XXXX

NOZZLE

THREAD
3/8" = 0
1/2" = 1
Acme = 2

PLATE
Red = 1
White = 2
Orange = 7

EXAMPLE:
R10 Rotator®
with 1/2" Thread (1),
White Plate (2) and Red
#60 Nozzle (60) =
#9913-1260

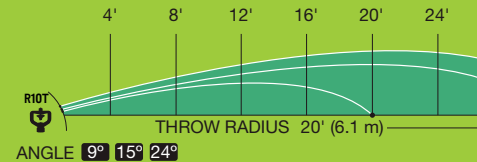
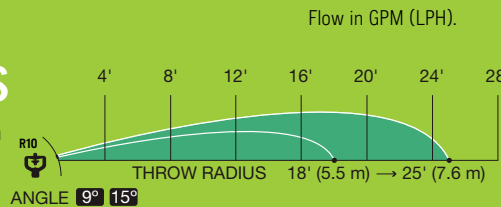
PLATE OPTIONS	NOZZLE OPTIONS	FLOW @ 35 PSI (2.5 BAR)
P2  P2 9° Red *9460	 Lt. Blue *40 *9306-040	0.28 GPM (64.7 LPH)
	 Lt. Purple *45 *9306-045	0.35 (80.6)
	 Dk. Green *50 *9306-050	0.43 (99.4)
	.35 10FC	0.35 (79.8)
	.43 10FC	0.43 (99.4)
P4  P4 9° White *9208  P4 15° Orange *10882	 Dk. Green *50 *9306-050	0.43 (99.4)
	 Lt. Yellow *55 *9306-055	0.52 (120)
	 Lt. Red *60 *9306-060	0.61 (141)
	.50 10FC	0.50 (114)

Assembled R10 Body, Plate & Flow Control Nozzle

9587-351	R10 1/2", P2 9° RED PLATE, .35 10FC
9587-352	R10 ACME, P2 9° RED PLATE, .35 10FC
9587-431	R10 1/2", P2 9° RED PLATE, .43 10FC
9587-432	R10 ACME, P2 9° RED PLATE, .43 10FC
9587-501	R10 1/2", P4 9° WHITE PLATE, .50 10FC
9587-502	R10 ACME, P4 9° WHITE PLATE, .50 10FC
9587-601	R10 1/2", P4 15° ORANGE PLATE, .50 10FC
9587-602	R10 ACME, P4 15° ORANGE PLATE, .50 10FC

ULTRA-RELIABLE, LOW-VOLUME SPRINKLERS

Filling the need for small, low-volume sprinklers that perform reliably in the mid-range between micro and a regular size sprinkler, R10 & R10T Rotators are right on target.



36

R10T



9914-XXXX

NOZZLE

THREAD
3/8" = 0
1/2" = 1
Acme = 2

PLATE
Blue = 3
Purple = 4
Brown = 5
Gold = 6

EXAMPLE:
R10T Rotator®
with Acme Thread (2),
Brown Plate (5) and
Purple #12 Nozzle (94) =
#9914-2594

PLATE OPTIONS	NOZZLE OPTIONS	FLOW @ 35 PSI (2.5 BAR)
P6  P6 9° Blue *9350  P6 15° Purple *9723	 Gray *65 / #8.3 *9306-065	0.72 GPM (166LPH)
	 White *70 / #9 *9306-070	0.83 (192)
	 Dk. Blue *78 / #10 *9306-078	1.05 (242)
	.75 10FC	0.75 (170)
	1.0 10FC	1.00 (227)
P8  P8 15° Gold *10684  P8 24° Brown *10601	 Orange *86 / #11 *9306-086	1.27 (294)
	 Purple *94 / #12 *9306-094	1.50 (347)
	 Yellow *102 / #13 *9306-102	1.78 (411)
	1.25 10FC	1.25 (284)
	1.50 10FC	1.50 (341)
	Dk. Blue *10 and 1.0 10FC for use with P8 24° plate only.	
		*10 = 1.05 (242) 1.0 10FC = 1.00 (227)

Assembled R10T Body, Plate & Flow Control Nozzle

9587-754	R10T 1/2", P6 15° PURPLE PLATE, .75 10FC
9587-851	R10T 1/2", P6 15° PURPLE PLATE, 1.00 10FC
9587-757	R10T 1/2", P6 9° BLUE PLATE, .75 10FC
9587-759	R10T 1/2", P6 9° BLUE PLATE, 1.00 FC
9587-1128	R10T 1/2", P8 15° GOLD PLATE, 1.25 10FC
9587-1153	R10T 1/2", P8 15° GOLD PLATE, 1.50 10FC
9587-1101	R10T 1/2", P8 24° BROWN PLATE, 1.00 10FC
9587-1126	R10T 1/2", P8 24° BROWN PLATE, 1.25 10FC
9587-1151	R10T 1/2", P8 24° BROWN PLATE, 1.50 10FC
9587-755	R10T ACME, P6 15° PURPLE PLATE, .75 10FC
9587-850	R10T ACME, P6 15° PURPLE PLATE, 1.00 10FC
9587-756	R10T ACME, P6 9° BLUE PLATE, .75 10FC
9587-758	R10T ACME, P6 9° BLUE PLATE, 1.00 10FC
9587-1127	R10T ACME, P8 15° GOLD PLATE, 1.25 10FC
9587-1152	R10T ACME, P8 15° GOLD PLATE, 1.50 10FC
9587-1100	R10T ACME, P8 24° BROWN PLATE, 1.00 10FC
9587-1125	R10T ACME, P8 24° BROWN PLATE, 1.25 10FC
9587-1150	R10T ACME, P8 24° BROWN PLATE, 1.50 10FC

Flow in GPM (LPH).

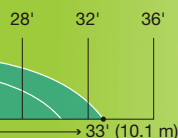
R10/R10T

ROTATOR® SPRINKLERS



DESCRIPTION	Body Assembly — Less Nozzle & Plate	Plate P2 9°, P4 9°, P4 15°, P6 9°, or P6 15°	Plate P8 15° or P8 24°	2TN Nozzle (Nozzle options *40 to *102)	Body, Plate & 2TN Nozzle (Specify 3/8", 1/2" or Acme)	Body, P8 24° or P8 15° Plate & 2TN Nozzle	Body, Plate & 10FC Nozzle (Specify 1/2" or Acme)	Body, P8 24° or P8 15° Plate & 10FC Nozzle	Adapter (Male Acme x 3/8", 1/2" or 3/4" MNPT)	PVC Adapter (Male Acme x 1/2", 3/4" or 25mm Slip)
BOX	12x12x11"	12x12x5"	12x12x5"		12x12x11"	12x12x11"	12x12x11"	12x12x11"	13x13x17"	13x13x17"
QTY/BOX	400	2500	2500	500/2500	400	400	400	400	2500/2000/1500	950/700
LBS/BOX	11	9	9	1.3/6.0	14	14	15	15	39/40/44	36/32

R10 sprinklers ordered less nozzle or less nozzle and plate are only in box quantities of 400.



ACCESSORIES

STAKE AND TUBE OPTIONS FOR ANY APPLICATION. SEE PAGES 38-39.

FT2; FT3; 1/2 PVC-5; 3/4 PVC-5; FT4; 3/4 PVC-10; FT5



37



DESCRIPTION	R10 One-Sided Stream Splitter	R10 Two-Sided Stream Splitter	Legacy R10/R2000(WF) Low Angle Road Guard	Legacy R10/R2000(WF) High Angle Road Guard	2TN Nozzle Removal Tool
PART NO.	11285	11275	9590-030	9879	10634
	Protect adjacent tree trunks by creating a small wedge shape in the wetted pattern.	Protect adjacent tree trunks by creating a small wedge shape in the wetted pattern.	Snap on to convert to part-circle operation (irrigates 200"). (300/box, 13 lbs./box, 13x13x17")	Snap on to convert to part-circle operation (irrigates 200"). (325/box, 14 lbs./box, 13x13x17")	Easily removes the nozzle from R10/R10T.



DESCRIPTION	Male Acme X PVC Socket Adapter	Male Acme X MNPT Adapter	Threaded Cap for Acme Adapter	Female Acme X 1/2" PVC Spigot	Pressure Gauge Tap Kit
PART NO.	1/2" - 10060-001 3/4" - 10060-002 25 mm - 10060-003 Use w/ 10616	3/8" - 9465 1/2" - 9316-002 3/4" - 9466 Use w/ 10616.	10615	10352	10366-001 0-60 PSI 10366-002 0-100 PSI 10366-003 0-160 PSI
			Connects to Acme thread and acts as a shut-off cap.	Enables easy attachment to a PVC riser. (300/box, 5 lbs./box, 8x8x6")	10367 Kit without gauge

5 MM FEEDTUBE OPTIONS FOR THE R5 & R10



**5 MM ASSEMBLIES
MAX. FLOW CAPACITY =
0.65 GPM (148 LPH)**
TO CONNECT THE S7, *12972
ADAPTER IS REQUIRED.
TO CONNECT THE R5, *10616
ADAPTER IS REQUIRED.



FT3 FEEDTUBE ASSEMBLY

DESCRIPTION	Tubing Assy, Flexible, 5mm x 30" with LTO	Tubing Assembly, Flexible, 5mm x 48" (-048) with LTO	FT3 Stake 15.75" (400 mm) & Adapter Assy	FT3 Feedtube Assy, 15.75" (400 mm) Stake x 30" Tubing	FT3 Feedtube Assy, 15.75" (400 mm) Stake x 48" Tubing
PART NO.	11283-030	11283-048	12981-003	13154-030	13154-048



FT2 FEEDTUBE ASSEMBLY

DESCRIPTION	Stake Adapter, Acme	6.3 mm Steel Rod Stake 24" (61 cm)	6.3 mm Fiberglass Plastic Rod Stake 24" (61 cm)	FT2 Total with 30" Tube Assembled (does not include stake)	FT2 Total with 48" Tube Assembled (does not include stake)	FT2 Total with 72" Tube Assembled (does not include stake)	FT2 Total with 96" Tube Assembled (does not include stake)
PART NO.	9677	9726-024	10040-024	9741-030	9741-048	9741-072	9741-096



1/2 PVC-5 FEEDTUBE ASSEMBLY

DESCRIPTION	1/2" PVC Stake Adapter	Tubing Assy, Flexible, 5 mm x 30" with LTO	Tubing Assy, Flexible, 5 mm x 48" with LTO	1/2" PVC Stake 16" (41 cm) Assembled	1/2" PVC Stake 22" (56 cm) Assembled	1/2" PVC Stake 22" (56 cm) Assembled
PART NO.	11271	11283-030	11283-048	11284-21630	11284-22230	11284-22248
	5 mm Compression x Male Acme (Black)			Hole 5.5" from top, PVC Stake Adapter, 5 mm x 30" (76 cm) Tube w/ Barb	Hole 11.3" from top, PVC Stake Adapter, 5 mm x 30" (76 cm) Tube w/ Barb	Hole 11.3" from top, PVC Stake Adapter, 5 mm x 48" (122 cm) Tube w/ Barb

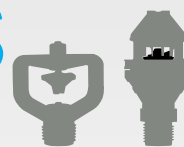
FT1 REPAIR PARTS (5 MM)

DESCRIPTION	PART NO.
FT1 Collar Adapter 3/8" FNPT	9262
5 mm x 30" (76 cm) Flexible PVC Feedtube	9284-030
LTO, 5 mm Compression x 5 mm Barb	9305
LTO, Barb x Barb (5 mm)	12023
Tubing Assy, Flexible, 5 mm x 30" with LTO	11283-030
Tubing Assy, Flexible, 5 mm x 48" with LTO	11283-048

TOOLS & PARTS FOR 5 MM ASSEMBLIES

DESCRIPTION	PART NO.
5 mm Feedtube, 328' (100 m) coil	9284-002
5 mm Feedtube, 1,000' (305 m) coil	9284
5 mm x 30" (76 cm) Flexible PVC Feedtube	9284-030
5 mm x 48" (122 cm) Flexible PVC Feedtube	9284-048
Stake Installation Tool for the 6.3 mm Stake	10287
FT2 & 3/4" PVC-5 Hand Punch Tool, 5 mm (Red)	9349
FT2 & 3/4" PVC-5 Drill Punch Tool, 5 mm	9835-003
FT2 & 3/4" PVC-5 Dual Goof Plug (Order in 20s)	9986
Converts FT2, FT4, & FT5 to 3/4" PVC Stake	9195
LTO, 5 mm Compression x 5 mm Barb	9305
3/4" PVC Stake Adapter (5 mm x Male Acme)	11429
LTO, Barb x Barb (5 mm)	12023
Coupler, 4 mm x 5 mm	13142
Goof Plug for 4 mm & 5 mm LTO (Order in Multiples of 6)	13435

10 MM FEEDTUBE OPTIONS FOR R10-R2000WF



**10 MM ASSEMBLIES
MAX. FLOW CAPACITY =
2.4 GPM (545 LPH)**



FT4 FEEDTUBE ASSEMBLY

DESCRIPTION	Steel Rod Stake Adapter Acme	10 mm x 36" (91 cm) Flexible PVC Feedtube	LTO, 10 mm Compression x 7 mm Barb	8 mm Steel Rod Stake 24" (61 cm)	8 mm Fiberglass Plastic Rod Stake 24" (61 cm)	FT4 Total (Components Only)	FT4 Total Assembled (does not include stake)
PART NO.	9677	9099-036	9774	9725-024	10160		9752-036



3/4 PVC-10 FEEDTUBE ASSEMBLY

DESCRIPTION	3/4" PVC Stake Adapter	10 mm x 36" (91 cm) Flexible PVC Feedtube	LTO, 10 mm Compression x 7 mm Barb	3/4" PVC Stake 22" (56 cm) Assembled
PART NO.	11429	9099-036	9774	11452-12236
	10 mm Compression x Male Acme			Hole 11.3" from top, PVC Stake Adapter, 10 mm x 36" (91 cm) Tube w/ Barb



FT5 FEEDTUBE ASSEMBLY

DESCRIPTION	Steel Rod Stake Adapter Acme	10 mm x 48" (122 cm) Flexible PVC Feedtube	QC LTO, 10 mm Compression x Male QC	QC Barb, Female QC x 10 mm Barb	Steel Rod Stake 48" (122 cm)	FT5 Total (Components only)	FT5 Total Assembled (does not include stake)
PART NO.	9677	9099-048	9740	9739	9725-048		9737-048

39

TOOLS & PARTS FOR 10 MM ASSEMBLIES

DESCRIPTION	PART NO.
10 mm Feedtube, 500' (152.4 m) coil	9099
3/4 PVC-10 & FT4 Hand Punch Tool, 7 mm (Blue)	9810
3/4 PVC-10 & FT4 Drill Punch Tool, 7 mm	9835-002
3/4 PVC-10 & FT4 Goof Plug	10301
FT5 Hand Punch Tool, 10 mm (White)	9776
FT5 Drill Punch Tool, 10 mm	9835-001
FT5 Drill Installation Tool, installs #9739 (QC Barb) of FT5	9845
FT2, FT4 & FT5 Stake Installation Tool for the 8 mm Stake	10288
FT5 Plug, Rubber (fits inside of #9739 QC Barb)	9826
FT5 Plug, Goof (fits in place of #9739 QC Barb)	9831
Converts FT2, FT4, & FT5 to 3/4" PVC Stake	9195
3/4 PVC-10, FT4 & FT5 Coupler 10 mm	9813
3/4 PVC-10, FT4 & FT5 1/2" Spigot x 10 mm Compression	10623

R2000

HOW TO ORDER


Assembled
Cap, Body & 2TN
#11991-xxxx

Assembled
Cap, Body & FCN
#11992-xxxx



Cap Assembly
with Plate
#10519-1xxx

Nozzle & 2T Body
Assy #10533-xxx
or Flow Control
Nozzle & Body
Assy #9223-xxx



(2T Body
#9155)



Need Male Acme x PVC Adapter
or Male Acme x MNPT Adapter

	PLATE	CAP ASSEMBLY W/ PLATE	NOZZLE		NOZZLE & BODY ASSY	ASSEMBLED CAP, BODY & NOZZLE	FLOW IN GPM / LPH @ 40 PSI / 3 BAR
	K1 6° Cream 9516-106	10519-1106	Gray *8.3 0.85 2000FC	9306-065	10533-008 9223-085	11991-0108 11992-0108	0.77 / 183 0.85 / 193
	K2 6° Light Blue 9516-206	10519-1206	White *9 Blue *10 1.0 2000FC	9306-070 9306-078	10533-009 10533-010 9223-100	11991-0209 11991-0210 11992-0210	0.89 / 210 1.12 / 266 1.00 / 227
	K2 9° Green 9516-209	10519-1209	Gray *8.3 White *9 Blue *10 0.85 2000FC 1.0 2000FC	9306-065 9306-070 9306-078	10533-008 10533-009 10533-010 9223-085 9223-100	11991-0308 11991-0309 11991-0310 11992-0308 11992-0310	0.77 / 183 0.89 / 210 1.12 / 266 0.85 / 193 1.00 / 227
	K2 15° Yellow 9516-215	10519-1215	Gray *8.3 White *9 Blue *10 0.85 2000FC 1.0 2000FC	9306-065 9306-070 9306-078	10533-008 10533-009 10533-010 9223-085 9223-100	11991-0408 11991-0409 11991-0410 11992-0408 11992-0410	0.77 / 183 0.89 / 210 1.12 / 266 0.85 / 193 1.00 / 227
	K3 9° Brown 9516-309	10519-1309	Orange *11 Purple *12 1.25 2000FC 1.5 2000FC	9306-086 9306-094	10533-011 10533-012 9223-125 9223-150	11991-0511 11991-0512 11992-0512 11992-0515	1.36 / 323 1.61 / 380 1.25 / 284 1.50 / 341
	K3 15° Red 9516-315	10519-1315	Orange *11 Purple *12 1.25 2000FC 1.5 2000FC	9306-086 9306-094	10533-011 10533-012 9223-125 9223-150	11991-0611 11991-0612 11992-0612 11992-0615	1.36 / 323 1.61 / 380 1.25 / 284 1.50 / 341
	K3 24° Gray 9516-324	10519-1324	Orange *11 Purple *12 1.25 2000FC 1.5 2000FC	9306-086 9306-094	10533-011 10533-012 9223-125 9223-150	11991-0711 11991-0712 11992-0712 11992-0715	1.36 / 323 1.61 / 380 1.25 / 284 1.50 / 341
	K4 6° Turquoise 9516-406	10519-1406	Yellow *13 Green *14 1.5 2000FC 2.0 2000FC	9306-102 9306-109	10533-013 10533-014 9223-150 9223-200	11991-0813 11991-0814 11992-0815 11992-0820	1.90 / 451 2.15 / 509 1.50 / 341 2.00 / 454
	K4 9° Purple 9516-409	10519-1409	Yellow *13 Green *14 1.5 2000FC 2.0 2000FC	9306-102 9306-109	10533-013 10533-014 9223-150 9223-200	11991-0913 11991-0914 11992-0915 11992-0920	1.90 / 451 2.15 / 509 1.50 / 341 2.00 / 454
	K4 12° Wine 9516-412	10519-1412	Yellow *13 Green *14 1.5 2000FC 2.0 2000FC	9306-102 9306-109	10533-013 10533-014 9223-150 9223-200	11991-1013 11991-1014 11992-1015 11992-1020	1.90 / 451 2.15 / 509 1.50 / 341 2.00 / 454
	K4 15° Gold 9516-415	10519-1415	Yellow *13 Green *14 1.5 2000FC 2.0 2000FC	9306-102 9306-109	10533-013 10533-014 9223-150 9223-200	11991-1113 11991-1114 11992-1115 11992-1120	1.90 / 451 2.15 / 509 1.50 / 341 2.00 / 454
	K4 24° Black 9516-424	10519-1424	Yellow *13 Green *14 1.5 2000FC 2.0 2000FC	9306-102 9306-109	10533-013 10533-014 9223-150 9223-200	11991-1213 11991-1214 11992-1215 11992-1220	1.90 / 451 2.15 / 509 1.50 / 341 2.00 / 454
	K5 9° Orange 9516-509	10519-1509	Tan *15 Red *16 2.5 2000FC	9306-117 9306-125	10533-015 10533-016 9223-250	11991-1315 11991-1316 11992-1325	2.53 / 597 2.89 / 685 2.50 / 568
	K5 15° Tan 9516-515	10519-1515	Tan *15 Red *16 2.5 2000FC	9306-117 9306-125	10533-015 10533-016 9223-250	11991-1415 11991-1416 11992-1425	2.53 / 597 2.89 / 685 2.50 / 568
	K5 24° Blue 9516-524	10519-1524	Tan *15 Red *16 2.5 2000FC	9306-117 9306-125	10533-015 10533-016 9223-250	11991-1515 11991-1516 11992-1525	2.53 / 597 2.89 / 685 2.50 / 568

R2000

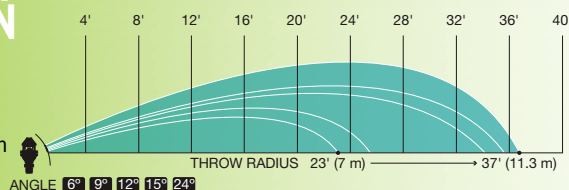
ROTATOR® SPRINKLERS



DESCRIPTION	Cap Assembly— Less Plate	Plates	Cap Assembly & Plate (Assembled)	2T Body (Female Acme Thread)	2TN Nozzle (Nozzle options #8.3 to #16)	2T Body & 2TN Nozzle (Assembled)	2000FC Nozzle Body (Female Acme Thread)	*Total with 2TN Nozzle	*Total with 2000FC Nozzle	Adapter (Male Acme x 3/8", 1/2" or 3/4" MNPT)	*Total with 2TN Nozzle & Threaded Adapter	*Total with 2000FC Nozzle & Threaded Adapter	PVC Adapter (Male Acme x 1/2", 3/4" or 25mm Slip)
BOX	13x13x17"	12x12x11"	12x12x11"	12x12x11"		12x12x11"	12x12x11"	12x12x11"	12x12x11"	13x13x17"			13x13x17"
QTY/BOX	400	500	125	250	500/1200	250	250	100	100	2500/2000/1500			950/700
LBS/BOX	18	3	14	24	1/4	9	14	14	14	39/40/44			36/32

PERFORMANCE FOR EVERY APPLICATION

Nelson Irrigation's full range of flow, throw and trajectory options in the R2000 Rotator® make it a perfect fit for a number of different applications including below canopy irrigation & over canopy cooling.



**STAKE AND
TUBE OPTIONS
FOR ANY
APPLICATION.
SEE PAGE 39.**

FT4; 3/4 PVC-10; FT5



ACCESSORIES

(SEE PAGE 45 FOR ADDITIONAL ADAPTER OPTIONS & ACME ACCESSORIES.)

41



DESCRIPTION	NEW STYLE ROAD GUARD	LEGACY ROAD GUARDS		FLUSH TOOL	R2000 COW WASH	NEW STYLE MOTOR REMOVAL TOOL
PART NO.	12213-001	9590-030	9879	9210	11993-xxxx (assembled)	12215
	Snap on new style R2000(WF) to convert to part-circle operation (irrigates 190°).	Low Angle Road Guard (irrigates 200°)	High Angle Road Guard (irrigates 200°)	Used to allow cleaning and flushing of the sprinkler without shutting the system down.	Cap Assy; K4 12" Plate; 2T Body; 2TN Nozzle (#14, #16, #18); Adapter	Removes the motor from the R2000(WF).



DESCRIPTION	CAP REMOVAL TOOL	R2000 PLATE REMOVAL TOOL	2TN NOZZLE REMOVAL TOOL	R2000 STREAM SPLITTER	LEGACY R2000 STREAM SPLITTER	WEB GUARD
PART NO.	10689	9620	12260	12056	12057	9895-001
	Easily removes the cap assembly on the R2000(WF).	Removes the plate from the R2000(WF).	Easily removes the nozzle from R2000(WF).	Protect adjacent tree trunks by creating a small wedge shape in the wetted pattern.	Use on Legacy Style R2000 to protect adjacent tree trunks.	Place guard into R2000 body to protect nozzle area from spider web intrusion.

THIS IS WHAT UNIFORMITY LOOKS LIKE

MADE POSSIBLE WITH A PRODUCT
PACKAGE LIKE NO OTHER.



ROTATOR® TECHNOLOGY IS
CERTAINLY MAKING ITS MARK
ON SOLID SET IRRIGATION.

The R2000WF has been effectively obsoleting
1/2" brass impacts everywhere by providing
superior uniformity in real-world conditions.
Imitation products just don't compare.

DRAIN CHECK

Combine the R2000WF
with a Mini Regulator Drain
Check or Mini Drain Check
and you ensure no drain
down on system start up
and shut down. Pressure
regulation means each
sprinkler is putting out
the same amount of water
further contributing
to high crop uniformity.





PROBLEM
"The onions at the end of the rows aren't as uniform in size as the interior plants because they're not getting proper overlap in watering."

SOLUTION
"The PC-R2000WF is a Part-Circle Rotator that distributes water in a 190-degree arc. It is intended to irrigate the edge of a field where full circle Rotators are used in the interior. Designed with uniformity in mind."

CONTROL VALVE

2", 3" & 4" 1000 SERIES. Nelson's plastic, low profile, sleeve-style valve is great for zone control. A completely pressurized system maximizes irrigation efficiency. The 2" size has a spline connection option which allows for easy installation with plastic pipe.



AUTOMATION

TWIG® WIRELESS CONTROLS. Simply connect Nelson TWIGs to Nelson Control Valves and tie into the TD200 Controller to automate new or existing installations. Automatically cycle the valves in a programmed sequence for precision germination and irrigation.



R2000WF WINDFIGHTER

HOW TO ORDER

Complete R2000WF
Cap & Body Assembly
9928-xxxx

Complete R2000LP
Cap & Body Assembly
9929-xxxx

(Body 9920)

Optional Color Band for Nozzle I.D.
See Part Numbers below.
(No factory assembly.)



OR



R2000WF
Cap Assembly
10299-1xx
(xx = plate #)

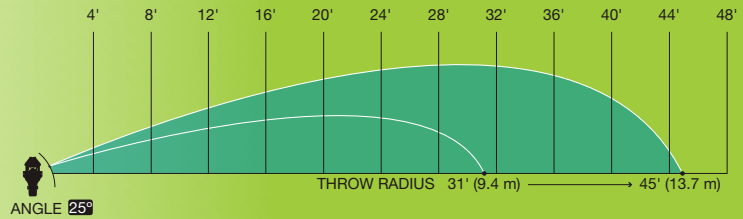
R2000LP
Cap Assembly
10299-2xx
(xx = plate #)

Body & Nozzle
Assembly
9920-0xx
(xx = nozzle #)

1/2" Female Acme Threaded Connection

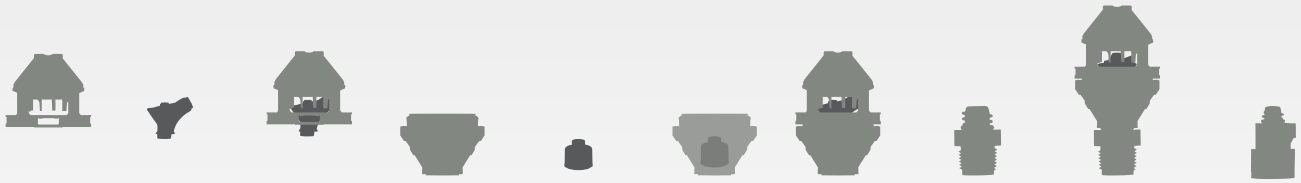
HIGH UNIFORMITY IN REAL WORLD CONDITIONS

The R2000WF is obsoleting 1/2" brass impacts everywhere.
With no riser vibration, better performance, a low cost and
less maintenance, the choice is simple.



R2000LP now has easy
to identify green cap.

PLATE	NOZZLES		NOZZLE DIAM. IN INCHES	OPTIONAL COLOR BAND (NOZZLE I.D.)	COMPLETE R2000WF CAP & BODY ASSY	WF MOTOR COLOR	COMPLETE R2000LP CAP & BODY ASSY	LP MOTOR COLOR	FLOW IN GPM / LPH @ 50 PSI / 3.5 BAR
WF10 Blue 12113	Blue *10	9306-078	5/64	12800-010	9928-1010	Purple	9929-1010	Green	1.25 / 286
WF12 Purple 10452	Orange *11	9306-086	11/128	12800-011	9928-1211	Ivory	9929-1211	Green	1.53 / 350
WF12 Purple 10452	Purple *12	9306-094	3/32	12800-012	9928-1212	Ivory	9929-1212	Green	1.80 / 412
WF14 Green 9877	Yellow *13	9306-102	13/128	12800-013	9928-1413	Ivory	9929-1413	Purple	2.13 / 487
WF14 Green 9877	Green *14	9306-109	7/64	12800-014	9928-1414	Ivory	9929-1414	Purple	2.40 / 550
WF16 Red 9931	Tan *15	9306-117	15/128	12800-015	9928-1615	Ivory	9929-1615	Purple	2.82 / 647
WF16 Red 9931	Red *16	9306-125	1/8	12800-016	9928-1616	Ivory	9929-1616	Purple	3.23 / 739
WF18 Yellow 9870	Gold *18	9306-141	9/64	12800-018	9928-1818	Ivory	9929-1818	Purple	4.11 / 940
WF20 Brown 9878	Brown *20	9306-156	5/32	12800-020	9928-2020	Ivory	9929-2020	Purple	5.0 / 1144



DESCRIPTION	Cap Assembly – Less Plate	Plates	Cap Assembly & Plate (Assembled)	WF Body (Female Acme Thread)	2TN Nozzle (Nozzle options *10 to *20)	WF Body & 2TN Nozzle (Assembled)	*Total with 2TN Nozzle	Adapter (Male Acme x 3/8", 1/2" or 3/4" MNPT)	*Total with 2TN Nozzle & Threaded Adapter	PVC Adapter (Male Acme x 1/2", 3/4" or 25mm Slip)
BOX	12x12x11"	12x12x11"	12x12x11"	12x12x10"	12x12x5"	12x12x11"	12x12x11"	13x13x17"		13x13x17"
QTY/BOX	125	500	125	250	1200	250	100	2500/2000/1500		950/700
LBS/BOX	8	3	9	14	4	14	14	39/40/44		36/32



R2000/WF COLOR BAND FOR QUICK NOZZLE IDENTIFICATION

See Part Numbers on Page 44.
No factory assembly.

STAKE AND TUBE OPTIONS FOR ANY APPLICATION. SEE PAGE 39.

FT4; 3/4 PVC-10, FT5



ACCESSORIES

45



DESCRIPTION	PC-R2000WF/LP	FLUSH TOOL	NEW STYLE ROAD GUARD	NEW STYLE MOTOR REMOVAL TOOL	CAP REMOVAL TOOL
PART NO.	10242-xxxx	9210	12213-001	12215	10689
	(i.e. R2000WF WF12 *11 is 10242-1211)	Used to allow cleaning and flushing of the sprinkler without shutting the system down.	Snap on new style R2000(WF) to convert to part-circle operation (irrigates 190°). See page 41 for Legacy Road Guards.	Removes the motor from the R2000(WF).	Easily removes the cap assembly on the R2000(WF).

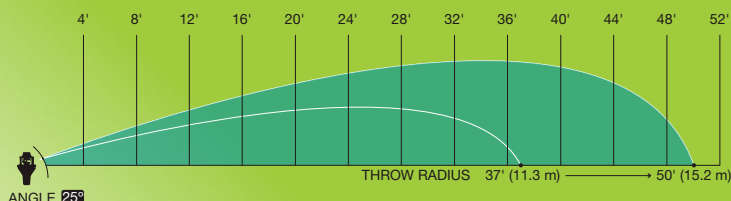


DESCRIPTION	2TN NOZZLE REMOVAL TOOL	Male Acme X PVC Socket Adapter	Male Acme X MNPT Adapter	Threaded Cap for Acme Adapter	Female Acme X 1/2" PVC Spigot	Pressure Gauge Tap Kit
PART NO.	12260			10615	10352	
	Easily removes the nozzle from R2000(WF).	1/2" - 10060-001 3/4" - 10060-002 25 mm - 10060-003	3/8" - 9465 1/2" - 9316-002 3/4" - 9466	Connects to Acme thread and acts as a shut-off cap.	Enables easy attachment to a PVC riser.	10366-001 0-60 PSI 10366-002 0-100 PSI 10366-003 0-160 PSI 10367 Kit without gauge

FULL COVERAGE IRRIGATION / ROTATOR® SPRINKLERS

DIRECT 3/4" IMPACT REPLACEMENT

While brass sprinklers are prone to damage, clogging and theft, the R33 is easy to clean, easy to repair and costs less to replace. Without a drive arm, the sprinkler creates no riser vibration. It also has a long wear life because no seals or bearings are exposed to water pressure. The R33 is also available in a low pressure model, the R33LP.



R33 AND R33LP

















R33LP now has easy to identify green cap.



R33 / R33LP Sprinkler Assembly & Adapter	
DESCRIPTION	
BOX	12x12x11"
QTY/BOX	50
LBS/BOX	11

Adapter #11344

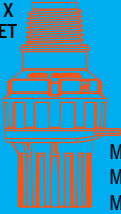
The R33 and R33LP motors, plates, and diffusers have been updated to improve reliability and uniformity. The nozzles have not been changed, therefore, flow rates remain unchanged. Because flow rates are the same and there are only slight changes to radius, there will not be a decrease in uniformity if old versions of the R33 and R33LP are mixed with new versions and they operate side by side in the field. However, the components (motor, diffuser, plate) of cap assemblies from old versions and new versions should not be mixed. **WE RECOMMEND THAT THE R33 & R33LP BE STOCKED AND PURCHASED AS A FULL ASSEMBLY. PLEASE ORDER ALL OTHER PARTS FOR THE PURPOSE OF REPAIRS ONLY.**

PLATE	NOZZLE	ASSEMBLED R33 CAP, BODY & ADAPTER	ASSEMBLED R33LP CAP, BODY & ADAPTER	ASSEMBLED R33 CAP, BODY (NO ADAPTER)	ASSEMBLED R33LP CAP, BODY (NO ADAPTER)
 *18 Gold 12965-018	 Gold (9/64") 11078-018	13430-1018 (Black Diffuser, Gray Motor)	13430-1118 (Purple Diffuser, Green Motor)	13423-018 (Black Diffuser, Gray Motor)	13423-118 (Purple Diffuser, Green Motor)
 *20 Brown 12965-020	 Brown (5/32") 11078-020	13430-1020 (Black Diffuser, Gray Motor)	13430-1120 (Purple Diffuser, Green Motor)	13423-020 (Black Diffuser, Gray Motor)	13423-120 (Purple Diffuser, Green Motor)
 *22 Gray 12965-022	 Gray (11/64") 11078-022	13430-1022 (Black Diffuser, Ivory Motor)	13430-1122 (Green Diffuser, Purple Motor)	13423-022 (Black Diffuser, Ivory Motor)	13423-122 (Green Diffuser, Purple Motor)
 *24 Green 12965-024	 Green (3/16") 11078-024	13430-1024 (Black Diffuser, Ivory Motor)	13430-1124 (Green Diffuser, Purple Motor)	13423-024 (Black Diffuser, Ivory Motor)	13423-124 (Green Diffuser, Purple Motor)
 *26 Maroon 12965-026	 Maroon (13/64") 11078-026	13430-1026 (Gray Diffuser, Ivory Motor)	13430-1126 (Green Diffuser, Purple Motor)	13423-026 (Gray Diffuser, Ivory Motor)	13423-126 (Green Diffuser, Purple Motor)
 *28 Blue 12965-028	 Blue (7/32") 11078-028	13430-1028 (Gray Diffuser, Ivory Motor)	13430-1128 (Green Diffuser, Purple Motor)	13423-028 (Gray Diffuser, Ivory Motor)	13423-128 (Green Diffuser, Purple Motor)
 *20 Brown 12965-020	4 GPM Flow Control	13430-1040 (Black Diffuser, Gray Motor)	13430-1140 (Purple Diffuser, Green Motor)	13423-040 (Black Diffuser, Gray Motor)	13423-140 (Purple Diffuser, Green Motor)
 *22 Gray 12965-022	5 GPM Flow Control	13430-1050 (Gray Diffuser, Ivory Motor)	13430-1150 (Purple Diffuser, Purple Motor)	13423-050 (Gray Diffuser, Ivory Motor)	13423-150 (Purple Diffuser, Purple Motor)

				
DESCRIPTION	DESCRIPTION	DESCRIPTION	DESCRIPTION	DESCRIPTION
R33/R33LP FLUSH TOOL	R33/R33LP ROAD GUARD	R33/R33LP 3/4" MNPT ADAPTER	33TN NOZZLE REMOVAL TOOL	DIFFUSER/MOTOR INSTALLATION/REMOVAL TOOL
PART NO. 11161-001 (Short)	11363	11344	11473	11478
PART NO. 11161-002 (Long)				

PRESSURE REGULATION

1/2" FNPT INLET X
1/2" MNPT OUTLET



MRDC 11150-0XX
MR 11146-0XX
MDC 11154-020 or -035

1/2" FNPT INLET
X ACME OUTLET



MRDC 10406-0XX
MR 10020-0XX
MDC 11140-020 or -035




ACME INLET X
ACME OUTLET



MRDC 10407-0XX
MR 10099-0XX
MDC 11139-020 or -035

1/2" MINI PRESSURE REGULATORS/ DRAIN CHECKS

*Mini Regulator Drain Check (MRDC) and Mini Regulator (MR) are available in 20, 30, 35, 40, 45, 50, 55 or 60 PSI (1.4, 2.1, 2.4, 2.8, 3.1, 3.4, 3.8 or 4.1 BAR) nominal pressures in the connection types shown below. **The Mini Drain Check (MDC) is a check valve only that opens at or near the available 20 or 35 PSI (1.4-2.4 BAR) nominal pressures in the connection types shown below.

DESCRIPTION	 Mini Reg. Drain Check* (Brown)	 Mini Regulator* (Gray)	 Mini Drain Check** (Green)
BOX	12x12x9"	12x12x9"	12x12x9"
QTY/BOX	150	150	150
LBS/BOX	18	18	18

3/4" & 1" PRESSURE REGULATORS



DESCRIPTION	3/4" FNPT Uni-Flo	3/4" FNPT Hi-Flo	3/4" HT (Hose Thread) Uni-Flo	3/4" FNPT x MHT Uni-Flo
BOX	12x12x13"	12x12x11"	12x12x13"	
QTY/BOX	100	50	100	
LBS/BOX	30	25	30	

	6 PSI (0.4 bar)	10 PSI (0.7 bar)	15 PSI (1.0 bar)	20 PSI (1.4 bar)	25 PSI (1.7 bar)	30 PSI (2.1 bar)	35 PSI (2.4 bar)	40 PSI (2.8 bar)	50 PSI (3.4 bar)	60 PSI (4.1 bar)
3/4" FNPT X 3/4" FNPT UNI-FLO	9491-001	9491-002	9491-003	9491-004	9491-005	9491-006	N/A	9491-007	9491-008	9491-012
3/4" FNPT X 3/4" FNPT HI-FLO	9071-001	9071-002	9071-003	9071-005	9071-006	9071-007	N/A	9071-008	9071-009	N/A
3/4" FHT X 3/4" MHT UNI-FLO	9561-001	9561-002	9561-003	9561-004	9561-005	9561-006	9561-009	9561-007	9561-008	N/A
3/4" FNPT X 3/4" MHT UNI-FLO	9581-001	9581-002	9581-003	9581-004	9581-005	9581-006	9581-009	9581-007	9581-008	N/A
1" FNPT X 1" FNPT UNI-FLO*	N/A	N/A	N/A	11257-020	11257-025	11257-030	11257-035	11257-040	11257-050	N/A
1" FBSPT X 1" FBSPT UNI-FLO*	N/A	N/A	N/A	11420-020	11420-025	11420-030	11420-035	11420-040	11420-050	N/A

*Contact Factory for pricing information.

UPRIGHT & INVERTED NURSERY SOLUTIONS

In addition to the R10TG, the S10 and D10, the following products are also commonly used for nursery production: S7 SPINNER IN GREENHOUSES (page 29), S5 SPINNER IN GREENHOUSES (page 32), R2000 ROTATOR® IN CONTAINER YARDS (page 40), R2000WF ROTATOR® FOR FIELD GROWN PLANTS (page 44), R2000LP ROTATOR® IN CONTAINER YARDS (page 44), R33 ROTATOR® FOR FIELD GROWN PLANTS (page 46), and R33LP ROTATOR® IN CONTAINER YARDS (page 46).



R10TG ROTATOR®

9914-8XXX

THREAD/PLATE

1/2" with Gray plate 0° = 000
1/2" with Green plate 7° = 001
1/2" with Black plate 24° = 002
Acme with Gray plate 0° = 003
Acme with Green plate 7° = 004
Acme with Black plate 24° = 005

12927-XXXX (Assembled)

THREAD

1/2" = 1
Acme = 2

NOZZLE

PLATE

Green 7° = 1
Black 24° = 2
Gray 0° = 3

EXAMPLE:

R10TG Rotator with
Acme Thread (2),
Green Plate (1) and
Red #16 Nozzle (16)
= #12927-2116

48

DESCRIPTION	9914-8xxx R10TG Plate & Body Assembly (Specify plate & base)	9306-xxx 2TN Nozzle (Specify size: 10, 11, 12, 13, 14, 15, 16, 17, 18 or 20)	12927-xxxx R10TG Assembly w/ Body, Plate & 2TN Nozzle (Specify 1/2" or Acme Base - Acme requires adapter)	Male Acme Adapter x 3/8" = 9465 x 1/2" = 9316-002 x 3/4" = 9466	10060-xxx PVC Adapter (Male Acme x 1/2", 3/4" or 25mm Slip)	Complete R10TG with PVC Adapter	Complete R10TG with Threaded Adapter
BOX	12x12x9"	12x12x5"	12x12x9"	13x13x17"	13x13x17"		
QTY/BOX	300	1200	300/600	2500/2000/1500	950/700		
LBS/BOX	10	4	11/23	39/40/44	36/32		

2TN NOZZLES FOR S10, D10 & R10TG

	PART NO.	FLOW IN GPM @ 35 PSI	FLOW IN LPH @ 2.5 BAR
*10 Blue	*9306-078	1.05	242
*11 Orange	*9306-086	1.27	294
*12 Purple	*9306-094	1.50	347
*13 Yellow	*9306-102	1.78	411
*14 Green	*9306-109	2.00	463
*15 Tan	*9306-117	2.35	544
*16 Red	*9306-125	2.70	624
*17 Turquoise	*9306-133	3.08	711
*18 Gold	*9306-141	3.44	795
*20 Brown	*9306-156	4.18	966



DESCRIPTION	Male Acme X PVC Socket Adapter	Male Acme X MNPT Adapter	Threaded Cap for Acme Adapter	Female Acme X 1/2" PVC Spigot	Pressure Gauge Tap Kit
PART NO.			10615	10352	
	1/2" - 10060-001 3/4" - 10060-002 25mm - 10060-003	3/8" - 9465 1/2" - 9316-002 3/4" - 9466	Connects to Acme thread and acts as a shut-off cap.	Enables easy attachment to a PVC riser.	10366-001 0-60 PSI 10366-002 0-100 PSI 10366-003 0-160 PSI

PROBLEM

"I like the water pattern spinners create, and I'm looking for an economical single-row solution for my greenhouse.

SOLUTION

"With it's high flow capacity, high uniformity and large radius, you can space S10s relatively far apart. Less product, less cost, better results."



S10

10078-XXXX

PLATE
Green 7° = 1
Black 24° = 2
Gray 0° = 3

THREAD
Acme = 000
1/2" = 001

12884-XXXX (Assembled)

THREAD
1/2" = 1
Acme = 2

PLATE
Green 7° = 1
Black 24° = 2
Gray 0° = 3

NOZZLE

EXAMPLE:
S10 Spinner with
Acme Thread (2),
Green Plate (1) and
Turquoise #17 Nozzle
(17) = #12884-2117

DESCRIPTION	10078-xxx S10 Spinner Plate & Body Assembly (Specify plate & base)	9306-xxx 2TN Nozzle (Specify size: 10, 11, 12, 13, 14, 15, 16, 17, 18 or 20)	12884-xxx S10 Assembly w/ Body, Plate & 2TN Nozzle (Specify 1/2" or Acme Base - Acme requires adapter)	Male Acme Adapter x 3/8" = 9465 x 1/2" = 9316-002 x 3/4" = 9466	10060-xxx PVC Adapter (Male Acme x 1/2", 3/4" or 25mm Slip)	Complete S10 with PVC Adapter	Complete S10 with Threaded Adapter
BOX	12x12x9"	12x12x5"	12x12x9"	13x13x17"	13x13x17"		
QTY/BOX	300	1200	300	2500/2000/1500	950/700		
LBS/BOX	9	4	10	39/40/44	36/32		



D10

0° Trajectory

10135-XXX

THREAD
Acme = 001
1/2" = 002

12928-XXXX (Assembled)

THREAD
1/2" = 10
Acme = 20

NOZZLE

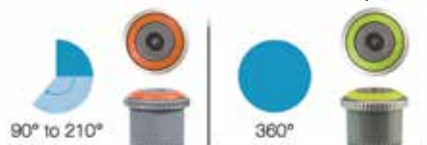
EXAMPLE:
D10 Spray with
Acme Thread (20)
and Turquoise
#17 Nozzle (17)
= #12928-2017

DESCRIPTION	10135-xxx D10 Spray Plate & Body Assembly (Specify plate & base)	9306-xxx 2TN Nozzle (Specify size: 10, 11, 12, 13, 14, 15, 16, 17, 18 or 20)	12928-xxxx D10 Assembly w/ Body, Plate & 2TN Nozzle (Specify 1/2" or Acme Base - Acme requires adapter)	Male Acme Adapter x 3/8" = 9465 x 1/2" = 9316-002 x 3/4" = 9466	10060-xxx PVC Adapter (Male Acme x 1/2", 3/4" or 25mm Slip)	Complete D10 with PVC Adapter	Complete D10 with Threaded Adapter
BOX	12x12x9"	12x12x5"	12x12x9"	x 1/2" = 9316-002	13x13x17"		
QTY/BOX	300	1200	300	x 3/4" = 9466	950/700		
LBS/BOX	8	4	9	39/40/44	36/32		

MP ROTATOR® SPRINKLERS

FOR TURF,
GREENHOUSE
& NURSERY

CALL FACTORY FOR PRICING — ORDER IN QUANTITIES OF 10



MP800SR 6-12' Radius

MP800SR (female thread) = 12322-1210, 12322-1360



MP1000 8-15' Radius, Stream Height @ 30 PSI = 16"

MP1000 (female thread) = 10759-1210, 10759-1270, 10759-1360


MP1000T (male thread) = 10760-1210, 10760-1270, 10760-1360



MP2000 13-21' Radius, Stream Height @ 30 PSI = 40"

MP2000 (female thread) = 10489-1210, 10489-1270, 10489-1360

MP2000T (male thread) = 10563-1210, 10563-1270, 10563-1360



MP3000 22-30' Radius, Stream Height @ 40 PSI = 79"

MP3000 (female thread) = 10661-1210, 10661-1270, 10661-1360

MP3000T (male thread) = 10662-1210, 10662-1270, 10662-1360



MP3500 31-35' Radius,

MP3500 (female thread) =

11247-1210

MP Corner 8-15' Radius, Stream Height @ 30 PSI = 10"

MP Corner (female thread) = 10962-1105

MP Corner T (male thread) = 10979-1105



MP STRIPS 5X15' Pattern

MP Left Strip 11009-002, **MP Side Strip** 11009-001, **MP Right Strip** 11009-003

MP Left Strip T 11010-002, **MP Side Strip T** 11010-001, **MP Right Strip T** 11010-003

DESCRIPTION	PART NUMBER	
MP ROTATOR® REPLACEMENT SCREENS		
MP800SR 90-210	12331	
MP800SR 360; MP1000/2000/Corner/Strips (white)	10515-001	
MP1000T/2000T/Corner T/Strips T (light blue)	10580-001	
MP3000 (light green)	10655	
MP3000T (tan)	10580-002	
MP ROTATOR® ADJUSTMENT TOOLS, ETC.		
Arc/Radius Adjustment Tool	10562	
MP Matchstick Tool Kit (fits 1" PVC Pipe)	11081	
Pressure Gauge Adapter	10600	
MP RISER (See diagram on the right)		
MP Riser (36") - ORDER IN QUANTITIES OF 10	10959	
MP RISER COMPONENTS		
MP Rotator Acme Adapter	10594	 Schrader Valve Not Included
Stake Adapter, Acme Threaded	9677	
10mm Flexible Tubing, 100' Coil	9099-002	
(LT0) Lateral Take-Off, 10mm Compression x Barb	9774	
Fiberglass Stake, .3125" (7.9mm) x 36"	10970	
MP RISER ACCESSORIES		
1/2" Compression Adapter	10623	
Acme Shut-Off Cap	10615	
Punch Tool, Blue	9810	
Stake Installation Tool — 5/16" (8mm)	10288	

MINI REGULATOR DRAIN CHECK

See page 47. Requires [10594](#) MP Rotator® Acme Adapter. Use 30, 40 or 50 PSI [10406-xxx](#) (1/2" FNPT x Acme or [10407-xxx](#) (Acme x Acme).

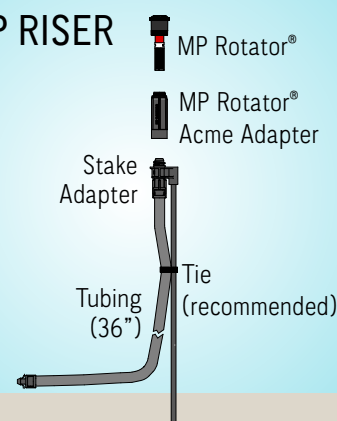


MINI REGULATOR

See page 47. Requires [10594](#) MP Rotator® Acme Adapter. Use 30, 40 or 50 PSI [10020-xxx](#) (1/2" FNPT x Acme or [10099-xxx](#) (Acme x Acme).



MP RISER





Designs you can trust.

IRRICAD™ is the global leader in pressurized irrigation design software.



Distributed by Nelson Irrigation Corporation, U.S.A.

Irricad Pro

CALL FACTORY FOR UPGRADE PRICING.

Find out more — go to www.irricad.com. IRRICAD is a standalone, graphically based, computer-aided design package developed specifically for designing pressurized irrigation or water supply systems. IRRICAD is far more than a drawing package because it combines the advantages of CAD drawing with powerful hydraulic pipe sizing and network analysis techniques, and it also provides automatic selection of pipe fittings, thereby generating a complete bill of materials. Systems can be designed to cover a full range of functions including:

- Sprinkler/Micro sprinkler
- Drip/Drip Tape
- Nursery
- Dust Suppression
- Mainline Networks
- Stock Water Systems
- Residential/Commercial Turf
- Sports Fields/Golf Courses
- Systems Pressurized by Gravity

Overlap Pro

Overlap is an online software program (www.overlappro.com) capable of analyzing the theoretical uniformity of permanent or solid set sprinkler spacing. It calculates % overlap which numerically expresses how close a sprinkler layout is to head to head coverage. Select a specific sprinkler model configuration and spacing criteria, and the software will calculate the following:

- Precipitation Rate
- Christiansen's Coefficient of Uniformity (CU)
- Distribution Uniformity (DU)
- Scheduling Coefficient (SC)
- Percent Overlap

Overlap also allows you to graphically depict and chart theoretical performance for comparative purposes. Please contact us for more information.

52



IT'S NOT ALL GREEN ACRES ...

- Feedlot Dust Suppression
- Log Wetting
- Sportsfield
- Quarry & Mining Dust Suppression



R75M DEBRIS SWEEPER
FOR MINING & DAIRY APPLICATIONS

PART NUMBER	DESCRIPTION
12699-001	R75M, 1 1/4" MNPT, #52 11/32" Nozzle




PROBLEM

"We're just retired and bought our dream ranch. We need to irrigate about 10 acres in close proximity to our house. We want something we can install that doesn't require set changes, so we can relax and enjoy the view."

SOLUTION

"For unmatched ease and reliability, put in a Nelson Big Gun® Sprinkler system with 1000 Series Control Valves and TWIG® Wireless Controls."

53



With the heavy-duty reliability of Nelson's 800 Series Control Valves, the introduction of the 1000 Series Valves, and TWIG® Wireless Control System, the traditional Solid Set Big Gun® system can be transformed into something quite revolutionary. Automate water application in feedlots, dairies, pastures, berry plantings, sugarcane fields, and irregular-shaped areas such as pivot corners.

LARGE RADIUS IRRIGATION & ENVIRONMENTAL CONTROLS / BIG GUN® SPRINKLERS

ORIGINAL BIGGUN®

THE LEADER IN QUALITY, PERFORMANCE & SUPPORT

THE PREFERRED
CHOICE FOR TOUGH
APPLICATIONS

THE ONLY GUN FOR
HOUR AFTER HOUR, YEAR
AFTER YEAR OPERATION.

TO ORDER BIG GUNS, SPECIFY THE FOLLOWING:

Model No., Trajectory, Connection Size & Type, Nozzle Size & Type, Optional Coatings (Anodized or Anodized and Powder Coated). Note: Extended lead time may be necessary for large quantities of anodized or anodized and powder coated products. Call Factory for Stainless Steel options.

SPECIFICATION EXAMPLE: SR100 24°, 2" FNPT, 100T-0.8"

DURABLE & RELIABLE
WITH ENGINEERED
SIMPLICITY

 **NELSON**

SECONDARY
NOZZLE



Optional for F75, SR75,
F100, F150 & F200

SECONDARY NOZZLE
KIT



SR100 & SR150 (optional),
SR200 (standard)

**SELECT
THE BEST!**

**SPEC SPECIAL
COATINGS
FOR TOUGH
APPLICATIONS**

**AUTOMATE
VALVE/GUN
COMBOS**

**CHOOSE FROM
WIDE SELECTION
OF TRAJECTORIES**

**MULTIPLE
CONNECTION
TYPES AVAILABLE**

		75 SERIES		100 SERIES			150 SERIES			200 SERIES	
FLOW		25-160 GPM (6-36 M³/H)		40-300 GPM (9-70 M³/H)			90-630 GPM (20-143 M³/H)			230-1200 GPM (52-272 M³/H)	
PRESSURE		25-80 PSI (1.75-5.5 BAR)		40-110 PSI (2.75-7.5 BAR)			50-120 PSI (3.5-8.25 BAR)			50-130 PSI (3.5-9 BAR)	
MODEL & TRAJECTORY		Full Circle F75	Part Circle SR75	Full Circle F100	Part Circle SR100	Part Circle SRA100	Full Circle F150	Part Circle SR150	Part Circle SRA150	Full Circle F200	Part Circle SR200
		21°, 24°	18°, 21°, 24°, 43°	18°, 21°, 24°, 43°	15-45° Adjustable		18°, 21°, 24°	21°, 24°, 27°, 43°	15-45° Adjustable	21°, 24°, 27°	21°, 24°, 27°, 33°, 36°, 39°
NOZZLE OPTIONS	TAPER	-		100T (10 sizes)			150T (8 sizes)			200T (9 sizes)	
	TAPER RING	75TR (9 sizes)		100TR ¹ (11 sizes - Aluminum or Plastic)			150TR (17 sizes - Aluminum or Plastic)			-	
	RING	-		100R ¹ (8 sizes)			150R (7 sizes)			200R (7 sizes)	
THREADED CONNECTION		1.5" FNPT / FBSP 2" FNPT / FBSP		2" FNPT / FBSP 2.5" FNPT ¹			Adapter Required ²			Adapter Required ³	
FLANGE CONNECTION		2" ANSI/DIN / Nelson / Euro		2" ANSI/DIN ¹ / Nelson ¹ / Euro ¹			3" ANSI/DIN / Nelson / Euro			4" Nelson / Euro. ANSI Adapter ⁴	4" ANSI/DIN / Nelson / Euro
SPECIAL COATING/ MATERIAL⁵		-		Anodized, Anodized & Powder Coated			Anodized, Anodized & Powder Coated, Stainless Steel			Anodized, Anodized & Powder Coated	
SPECIAL OPTIONS⁵		-		Effluent Bearing Assembly, Vaneless Range Tube, Brakeless			Effluent Bearing Assembly, Vaneless Range Tube			Effluent Bearing Assembly	
ACCESSORIES		Dust shield, 12° wedge kit		LP drive vane, Dust shield, Counterbalance kit, 12° wedge kit			Counterbalance kit, 12° wedge kit			Counterbalance kit, 12° wedge kit, Manure/Large Nozzle kit	

Notes:

1. Not available on SRNV100.

2. Use Nelson Flange x Threaded Adapter: 150FI, 3" or 3.5" FNPT/FBSP; or 150/200FI, 4" FNPT.

3. Use Nelson Flange x Threaded Adapter: 150/200FI, 4" FNPT.


4. For ANSI connection, use Nelson x 4" ANSI Flange kit (#12807).

5. Contact factory for availability and pricing.

BIG GUN® SPRINKLERS / 75 & 100 SERIES SPRINKLERS

75 SERIES BIG GUN® SPRINKLERS

MODEL NO.	F75	SR75	SR75 (43')	QC-SR75	QC-F75
	Full Circle HD (21", 24")	Part Circle HD — Slow Reverse (18", 21", 24")	Environmental Ctrl — Dust Suppression Big Gun® Sprinkler	Quick Coupling SR75 with Integral QC Key	Quick Coupling F75 with Integral QC Key
BOX	32x9x12"	32x9x15"	32x9x15"	32x9x19"	32x9x16"
LBS/BOX	18	22	22	32	30



75 & 100 SERIES NOZZLES

MODEL / PART NO.	DESCRIPTION	LBS/BOX
75TR / 10208-xxx	Individual 75TR Taper Ring Nozzle (Specify Size)	
10207	Nozzle Cap Only (Nozzle Cap is included on 75 Series Big Gun)	
3RN	Secondary Nozzle for F75/SR75/F100 (Specify Size)	
100T / 9309-xxx	100T Taper Bore Nozzle (Specify Size)	1/2
100R / 6749	100R Ring Nozzle Set — Cap, Body & 7 Rings	1
7872	Ring Nozzle Cap Only (Use only with 100R)	1/2
9956-001	Ring or Taper Ring Nozzle Body Only (Use w/100R, 100TR)	1
6847	Set of 7 R100 Rings Only	1/2
6738-xxx	Individual R100 Ring Only (Specify Size)	1/2
100TR / 9257-xxx	100TR Taper Ring Nozzle Set — Cap, Body, Taper Ring (Specify Size)	1
6745	Taper Ring Nozzle Cap Only (Use only with 100TR)	1/2
9956-001	Ring or Taper Ring Nozzle Body Only, (Use w/100R, 100TR)	1
9237-xxx	Individual TR100 Taper Ring Only (Specify Size)	1/2
9724	Secondary Nozzle Kit for SR100/SR150 (5/16" & 7/32" 3RN Nozzles Included)	
12700	Plastic 100 Taper Ring Cap & Body Assembly	
12469	Plastic 100 Taper Ring Cap	
12782	Plastic 100 Taper Ring Body	
12470-xxx	Plastic 100 Taper Ring Nozzles (12.7 mm-24 mm)	



75 & 100 SERIES ACCESSORIES



DESCRIPTION	Ring Nozzle (100)	Taper bore Nozzle (100)	Taper/Ring Nozzle (75 & 100)	Secondary Nozzle Kit (SR100/SR150)	QC100 Valve	QC100 Valve Key
MODEL NO.	100R	100T	TR75, 100TR	9724	See page 57.	See page 57.
	Designed to give the greatest stream diffusion.	Offers greatest flow capacity and least stream diffusion resulting in best air penetration and longest throw.	Useful when flow rate may need to change and a good throw distance is demanded.	Used to apply water in-close. Not desirable when used on travelers, but may be desirable in solid set. 5/16" & 7/32" 3RN nozzle included.	Quick-coupling system makes portable Big Gun® irrigation fast and easy. For 75 and 100 Series Big Guns.	QC Key used with QC Valve. Connects directly to 75 or 100 Series Big Guns. Threaded outlet also available.

100 SERIES BIG GUN® SPRINKLERS

MODEL NO.	F100*	F100 (43)*	SR100*	SR100 (43)*	SRA100*	QC-SR100	QC-F100
	Full Circle (18", 21", 24")	Environmental Control – Dust Suppression Big Gun® Sprinkler	Part Circle – Slow Reverse (18", 21", 24")	Environmental Control – Dust Suppression Big Gun® Sprinkler	Part Circle – Slow Reverse, Adjustable Traj.	Quick Coupling SR100 with Integral QC Key	Quick Coupling F100 with Integral QC Key
BOX	32x9x12"	32x9x12"	32x9x15"	32x9x15"	32x9x15"	32x9x19"	32x9x16"
LBS/BOX	20	20	26	24	24	36	34

*Contact Factory for pricing and availability of anodized and anodized & powder coated options.

75 & 100 SERIES ACCESSORIES

MODEL / PART NO.	DESCRIPTION	LBS/BOX	BOX
10356	2" FNPT Flange		
QC100 Valve	QC Valve (2" FNPT = 8654; 3" FNPT = 8799-000; 2" FBSP = 8394; 3" FBSP = 8799-001)	11	12x12x9"
QC100 Key	QC Key (2" FNPT = 8655-001; 2" FBSP = 8655-002; 75/100 Direct = 8657-001)	11	12x12x9"
10415-001	ANSI Conversion Kit (Convert 75 or 100 Series Threaded Big Gun to 2" ANSI Flange)		
9857	SR100 LPV Kit (Low Pressure Drive Vane)	2	
8386	75/100CBK Counterbalance Kit	19	
6671	2" x 6" Long Stream Straightener Vane		
11095	F75/F100 Wedge Kit – 12"		
11098	SR75/SR100 Wedge Kit – 12"		

SPECIAL COATING OPTIONS

CONTACT FACTORY FOR PRICING AND AVAILABILITY OF ANODIZED AND ANODIZED & POWDER COATED OPTIONS.



DESCRIPTION	Wedge Kit		2" FNPT Flange	SR100 Low Pressure Drive Vane	Counter-Balance Kit	Stream Straightener Vane	Heavy-Duty Bearing Assy
PART NO.	11095	11098	10356	9857	8386	6671	See page 60.
	F75/F100 Wedge Kit –12"	SR75/SR100 Wedge Kit –12"	Lower Flange for 2" Valve & 75/100 Series Big Gun® combo.	Increase drive for nozzles smaller than 0.65" and pressure below 60 psi.	Helps balance the Big Gun on severely sloping terrain. Allows for even rotation and minimizes brake variations.	6" long, fits inside 2" Sch. 40 pipe and helps reduce stream turbulence and increases throw radius of sprinkler.	Heavy-duty bearing standard on all Big Gun sprinklers.

150 SERIES BIG GUN® SPRINKLERS

MODEL NO.	F150*	SR150*	SR150 (43)*	SRA150	F150SS**	SR150SS**
	Full Circle HD Flanged Conn. (21", 24")	Part Circle HD Slow Reverse Flanged Conn. (18", 21", 24")	Environmental Control — Dust Suppression Big Gun® Sprinkler	Part Circle — Slow Reverse, Flanged Connection, Adj. Traj. (15-45°)	Full Circle — Flanged Conn., Stainless Steel (includes nozzle)	Part Circle — Slow Reverse, Flanged Conn., Stainless Steel (includes nozzle)
BOX	43x10x15"	43x10x15"	43x10x15"	43x10x15"	43x10x15"	43x10x15"
LBS/BOX	36	42	38	44		

*Contact Factory for pricing and availability of anodized and anodized & powder coated options. **Limited availability. Please contact the Nelson factory before ordering.

150 SERIES NOZZLES & ACCESSORIES

MODEL / PART NO.	DESCRIPTION	LBS/BOX
150T / 9317-xxx	Taper Bore Nozzle (Specify Size)	1
150R / 6790	Ring Nozzle Set — Cap, Body & 7 Rings	2
9773	Ring/Taper Ring Nozzle Body Only	2
6286	Ring/Taper Ring Nozzle Cap Only	1
9418	Ring/Taper Ring Body & Cap Assembly	
6846	Set of 7 Rings Only	1/2
6287-xxx	Individual R150 Ring Only (Specify Size)	1/2
150TR / 9258-xxx	Taper Ring Nozzle Set — Cap, Body, Taper Ring (Specify Size)	2
9238-xxx	Individual TR150 Taper Ring Only (Specify Size)	1/2
9773	Ring/Taper Ring Nozzle Body Only	2
6286	Ring/Taper Ring Nozzle Cap Only	1
9418	Ring/Taper Ring Body & Cap Assembly	
12701	Plastic 150 Taper Ring Cap & Body Assembly	
12467	Plastic 150 Taper Ring Cap	
12781	Plastic 150 Taper Ring Body	
12468-0xx	Plastic 150 Taper Ring Nozzles (21-34 mm)	
7RN	Secondary Nozzle for F150 (Specify Size)	
9724	Secondary Nozzle Kit for SR100/SR150 (5/16" & 7/32" 3RN Nozzles Included)	
QC150 Valve	QC Valve (3" FNPT = 11691-001; 3" FBSP = 11691-002)	
QC150 Key	QC Key (3" Nelson Flange = 11692)	
150FI	Nelson Flange to Female Adapter, Cast Iron (3" or 3.5", Specify Thread)*	6
150/200FI	Nelson Flange to Female Adapter, Cast Iron (4")*	6
8399	150CBK, Counterbalance Kit	30
6843	Stream Straightener Vane — 9" Long, Fits Inside 3" Sch. 40 Pipe	
11358	F150 Wedge Kit — 12°	
11359	SR150 Wedge Kit — 12°	
13233-001	3" FNPT Flange	

*See 150/200 Flange Adapter to Female Adapter page 59. 3" FNPT (*8403-001); 3.5" FNPT (*6621-000); 3" BSP (*8820); 4" (*9127).

ACCESSORIES

Ring Nozzle (150 & 200)	Taper Bore Nozzle (150 & 200)	Taper/Ring Nozzle (150)	Secondary Nozzle Kit (SR100/SR150)	QC150 Valve & Key	3" FNPT Flange
Designed to give the greatest stream diffusion. Comes in a set of rings which cover the whole flow range.	Offers greatest flow capacity and least stream diffusion resulting in best air penetration and longest throw.	Useful when flow rate may need to change and a good throw distance is demanded. Sold individually.	9724 — Used to apply water in-close. Not desirable when used on travelers, but may be desirable in solid set. 5/16" & 7/32" 3RN nozzle included.	Quick connect makes portable Big Gun® irrigation fast and easy. QC150 Key fits Nelson Flanged Outlet.	Lower flange for 3" valve / 150 series Big Gun® combo.

200 SERIES BIG GUN® SPRINKLERS

BIG GUN® SPRINKLERS / 150 & 200 SERIES SPRINKLERS

MODEL NO.	F200*	SR200*
	Full Circle, Nelson Flange (21", 24", 27")	Part Circle — Slow Reverse, HD Bearing, Flanged Connection
BOX	55x13x18"	55x13x18"
LBS/BOX	48	70

*Contact Factory for pricing and availability of anodized and anodized & powder coated options.

200 SERIES NOZZLES & ACCESSORIES

MODEL / PART NO.	DESCRIPTION	LBS/BOX
200T, 9323-xxx	Taper Bore Nozzle (Specify Size)	2
200R, 6789	Ring Nozzle Set — Cap, Body & 7 Rings	3
9972-001	Ring Nozzle Body Only	2
6026	Ring Nozzle Cap Only	1
6845	Set of 7 Rings Only	1/2
6027-xxx	Individual R200 Ring Only (Specify Size)	1/2
7RN	Secondary Nozzle for F200/SR200 (Specify Size)	
150/200FI	Nelson Flange to Female Adapter, Cast Iron (4", 9127)	6
9346	200CBK, Counterbalance Kit — SR Models Only	
9425	Manure Kit/Large Nozzle Kit (for manure and/or nozzles 1.75+)	
12807	ANSI x Nelson Flange Adapter Kit (F200 only)	
11138	SR200 Wedge Kit — 12°	

PROBLEM

"I need to change nozzles frequently on my traveling irrigator. The metal ones are really hard to remove."

SOLUTION

"Try our plastic nozzles. They're super easy to change and very affordable."

59



DESCRIPTION	150/200 Nelson Flange to Female Adapter	Stream Straightener Vane	Wedge Kit			Manure Kit (SR200)	ANSI x Nelson Flange Adapter Kit (F200 only)	Counter Balance Kit	
PART NO.	See above.	6843	F150 11358	SR150 11359	SR200 11138	9425	12807	150CBK 8399	200CBK 9346
	Nelson Flange to Female Adapter joined with bolts (bolts and gasket come with Big Gun)	9" long, fits inside 3" Sch. 40 pipe and helps reduce stream turbulence and increases throw radius of sprinkler.	Increases the trajectory angle by 12°.			Increases rotation speed when larger nozzles used. Useful when pumping slurries with dense matter.	Kit includes 10565 ANSI x Nelson Flange Adapter, 9130 Gasket and (6) 12105 Screws	Helps balance the Big Gun on severely sloping terrain. Allows for even rotation and minimizes brake variations.	



ORIGINAL
BIGGUN

BEARING ASSEMBLIES (See MNPL for pricing.)

BIG GUN® MODEL	PART NUMBER	CONNECTION
F75/F100	7862	2" Nelson Flange
F75/F100	7863	2" FNPT
F100	7864	2.5" FNPT
F75/F100	7865	2" FBSP
F75	10380-007	1.5" FNPT
F75	10380-010	1.5" FBSP
F75/F100	9814-003	2" ANSI/DIN/Euro Flange
SR75/SRA100/SR100	7273	2" FNPT
SRA100/SR100	7277	2.5" FNPT
SR75/SRA100/SR100	7292	2" FBSP
SR75/SRA100/SR100	7753	2" Nelson Flange
SR75/SRA100/SR100	9814	2" ANSI/DIN/Euro Flange
SR75	10380-001	1.5" FNPT
SR75	10380-004	1.5" FBSP
SRNV100	7950	2" FNPT
SRNV100	7952	2" FBSP
F150/SRA150/SR150	8458	3" Nelson/Euro Flange
F150/SRA150/SR150	10323-001	3" ANSI/DIN Flange
SR200	9114-000	Nelson Flange
SR200	9114-001	Euro Flange
SR200	9114-003	4" ANSI Flange

EFFLUENT
BEARING
ASSEMBLIES



CONTACT FACTORY
FOR SOLUTIONS
FOR EFFLUENT AND
CORROSIVE WATER
APPLICATIONS.

BIG GUN® SERVICE KITS

PART NUMBER	DESCRIPTION
11090	SR75 Drive Arm Service Kit
12011	HD100 Bearing Assembly Service Kit
12573	Complete SR100 Service Kit - Includes: 9822, 12011, 12804, 12805 plus 8231 SR100 Drive Vane and Labels
12804	SR100/SR150 Trip Lever Service Kit
12805	SR100/SR150 Shift Lever Service Kit
9822	SR100/SR150 Drive Arm & Counterweight Service Kit
12736	Complete SR150 Service Kit - Includes: 9822, 12737, 12804, 12805, plus 8354 SR150 Drive Vane & Labels
12737	HD150 Bearing Assembly Service Kit



12736



12737



12804




12805



9822





IMPACT SPRINKLERS

MODEL NO.	P65M	P85AS	P85A	P85
	1" Male Part Circle with anti back-splash arm and diffuser pin (includes 7V)	1 1/4" Male Part Circle with single nozzle 18° (includes 8V)	1 1/4" Male Part Circle with double nozzle 18° (includes 8V and 1 plug)	1 1/4" Male Part Circle with double nozzle 24° (includes 8V and 1 plug)
BOX	12x12x11"	12x12x5"	12x12x5"	
LBS/BOX	14	8	8	
QTY/BOX	4	1	1	


61

IMPACT SPRINKLER NOZZLES & ACCESSORIES


MODEL NUMBER	DESCRIPTION
8DN	Diffuser Assembly (not including Nozzle)
SH-125	1 1/4" MNPT x 1 1/2" MNPT Swivel Hose
7RN	Drive Nozzle F70A, F70, & P65M, Secondary for 150 & 200 Series Big Gun
8DRN	Drive Nozzle F80A, F80, P85A, P85AS, and P85
7V Vane	Stream Straightener Vane for F70 and F70A Series, P65 Series
8V Vane	Stream Straightener Vane for all 80 and 85 Series
3FCN	Flow Control Nozzle 3/4" Sprinklers
3RN Plug	Brass Secondary Nozzle Plug for F70A, F80A, 100 Series Gun, P85 and F44AAB

CONTROL YOU CAN COUNT ON SEASON AFTER SEASON

INTERNAL CAGE



CLOSED — UPSTREAM WATER IS APPLIED TO THE OUTER SLEEVE CHAMBER, THE SLEEVE BECOMES HYDRAULICALLY BALANCED AND THE FLOW PASSAGE IS CLOSED OFF BY THE SLEEVE PRESSING AGAINST THE CENTER SEAT.



OPEN — WATER PRESSURE IS RELIEVED FROM THE SLEEVE CHAMBER, ALLOWING THE VALVE TO OPEN.

PRESSURE

62



MANUAL ON-OFF

ALL 800 SERIES VALVES (EXCEPT 800P) ARE EQUIPPED WITH A 3-WAY MANUAL ON-OFF SELECTOR VALVE.



ELECTRIC ON-OFF

ADD A SOLENOID FOR ELECTRIC ON-OFF CAPABILITY.

800 SERIES / CONTROL VALVES

VALVE JACKET (GALVANIZED STEEL FOR 6" & 8" AND ANODIZED ALUMINUM FOR 2", 3", & 4")

PLASTIC CENTER BARRIER

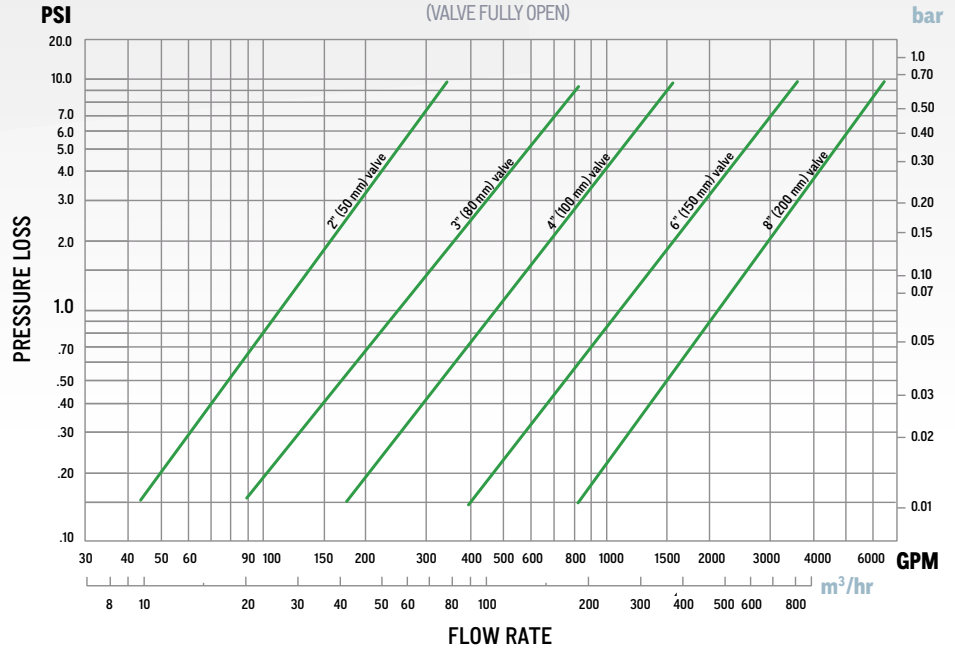
STAINLESS STEEL CENTER STUD

CAGE

SLEEVE (SPECIAL NATURAL RUBBER)

800 SERIES CONTROL VALVES PRESSURE LOSS DATA

(VALVE FULLY OPEN)



AS A HYDRAULICALLY OPERATED SLEEVE-TYPE VALVE, THE 800 SERIES CONTROL VALVE IS DESIGNED FOR VERSATILITY. THE BASIC BODY CAN BE EQUIPPED WITH SEVERAL DIFFERENT OPTIONS FOR CONTROLLING PRESSURE AND FLOW. IT'S ALSO ENGINEERED FOR EXTREMELY HIGH EFFICIENCY, RESULTING IN LOW PRESSURE LOSS AND HIGH FLOW CAPACITY.

63



PRESSURE CONTROL

THE PRESSURE CONTROL REGULATOR ("REDUCING" FOR DOWNSTREAM, "SUSTAINING" FOR UPSTREAM) DIRECTS WATER FLOW WHICH POSITIONS THE SLEEVE DURING OPERATION.

RATE-OF-FLOW

ADD THE RATE-OF-FLOW (MODEL D18) CONTROL TO REGULATE THE FLOW RATE DURING SYSTEM START UP.

800 SERIES VALVES

TO ORDER: Select one option from each of the five sections to build the valve description code.

SECTION	1. SIZE/MATERIAL/CONNECTIONS	2. PRESSURE	3. PRESSURE CONTROL	4. ON/OFF CONTROL	5. FILTER
CODE	A6 B5	C3	D01	E01	H3
DESCRIPTION	6" Cast Iron Wafer w/Stud Kit	Medium (18-80 psi)	None	Manual Selector Only	Internal Filter

1. SIZE/MATERIAL/CONNECTIONS		
CODE	MATERIAL	CONNECTIONS
2" VALVES		
A2 B3 A2 B6	Cast Iron	2" Threaded (NPT) 2" Victaulic
A2 B9 A2 B10 A2 B17	Aluminum	Wafer (no stud kit) Wafer w/stud kit for 2" Flanges Wafer w/stud kit for 75/100 Big Gun
3" VALVES		
A3 B6	Cast Iron	3" Victaulic
A3 B9 A3 B10 A3 B17	Aluminum	Wafer (no stud kit) Wafer w/stud kit for 3" Flanges Wafer w/stud kit for 150 Big Gun
4" VALVES		
A4 B9 A4 B10 A4 B17 A4 B23 A4 B24	Aluminum	Wafer (no stud kit) Wafer w/stud kit for 4" Flanges Wafer w/stud kit for 200 Big Gun Wafer 6x4x6 (no stud kit) Wafer 6x4x6 w/stud kit
6" VALVES		
A6 B4 A6 B5 A6 B21 A6 B22	Cast Iron	Wafer (no stud kit) Wafer w/stud kit for 6" flanges Wafer 8x6x8 (no stud kit) Wafer 8x6x8 w/stud kit
A6 B9 A6 B10 A6 B23 A6 B24	NEW! Aluminum	Wafer (no stud kit) Wafer w/stud kit for 6" flanges Wafer 8x6x8 (no stud kit) Wafer 8x6x8 w/stud kit
8" VALVES		
A8 B4 A8 B5	Cast Iron	Wafer (no stud kit) Wafer w/stud kit for 8" flanges

2. PRESSURE	
CODE	OPERATING PRESSURE
C1	Low (10-50 psi)
C2	High (30-200 psi)
C3	Medium (18-80 psi)

3. PRESSURE CONTROL	
CODE	ADJ. RANGE
D01	None
PRESSURE REDUCING	
D02	5-50 psi, 4-8"
D03	10-120 psi, 4-8"
D04	25-200 psi, 4-8"
D11	5-30 psi, 2" and 3"
D12	5-60 psi, 2" and 3"
D13	10-120 psi, 2" and 3"
PRESSURE SUSTAINING	
D05	25-200 psi, 4-8"
D08	10-120 psi, 4-8"
D09	5-50 psi, 4-8"
D15	5-60 psi, 2" and 3"
D16	10-120 psi, 2" and 3"
RATE OF FLOW	
D18-1	3" Pipe, 120-400 gpm
D18-2	4" Pipe, 200-550 gpm
D18-3	6" Pipe, 350-1000 gpm
D18-4	6" Pipe, 500-2000 gpm
D18-5	8" Pipe, 500-1550 gpm
D18-6	8" Pipe, 900-3800 gpm
SLEEVE EXHAUST	
D06	Valve open below 30 psi
D06-1	Valve open below 10 psi
SHUTTLE CHECK	
D07	Shuttle Check

SEE PAGE 26 FOR GUN/VALVE COMBO / MOUNT AN ANSI FLANGED BIG GUN® DIRECTLY ONTO AN 800 SERIES CONTROL VALVE FOR END OF PIVOT APPLICATIONS.

4. ON/OFF CONTROLS*

CODE	ON/OFF CONTROL
E00	None
E01	Manual Selector Only
MANUAL SELECTOR WITH SOLENOID	
E11	E11 Solenoid - 12 VDC, 1.6mm, NC*
E20	E20 Window+ Controller, 1.6mm (4-8")
E21	E21 Solenoid - 12 VDC, 1.6mm
E23	E23 Solenoid - 9-12 VDC Lat., 1.2mm
E25	E25 Solenoid - 12 VDC, 3.2mm, NC*
E29	E29 Solenoid - 12-40 VDC Lat., 2.0mm
E30	E30 Solenoid - 24 VDC, 1.6mm
E31	E31 Window+ Controller, 1.2mm (2" and 3")
E34	E34 Solenoid - 24 VDC, 1.2mm
E40	E40 Solenoid - 24 VAC, 1.6mm, 2.5W
E41	E41 Solenoid - 24 VAC, 1.6mm, 8W
E43	E43 Solenoid - 24 VAC, 1.2mm, 3W
E46	E46 Solenoid - 24 VAC, 1.6mm, 5.5W
E50	E50 Solenoid - 120 VAC, 1.6mm, 8W
E52	E52 Solenoid - 120 VAC, 3.2mm, 17W
E53	E53 Solenoid - 110 VAC, 1.6mm, 5.5W

5. FILTER

CODE	FILTER
H2	External Filter
H3	Internal Filter (2" and 3")
	Internal Filter (4-8")
FILTER WITH TUBING PROTECTION	
H4	External Filter
H5	Internal Filter (2" and 3")
	Internal Filter (4-8")

*Contact Factory for full solenoid specifications. Other models available for special order.

*Normally closed solenoid for pressure sustaining, normally open valve ("PSNO") for applications at filter stations.

Nelson Control Valves come standard normally closed. Use the following codes to specify special solenoid plumbing logic.

OPTIONAL SOLENOID LOGIC

SOLENOID ONLY			SUSTAINING W/ SOLENOID			REDUCING W/ SOLENOID			SUSTAINING/REDUCING W/ SOLENOID		
CODE	SOLENOID STATUS	VALVE STATUS	CODE	SOLENOID STATUS	VALVE STATUS	CODE	SOLENOID STATUS	VALVE STATUS	CODE	SOLENOID STATUS	VALVE STATUS
L01*	Energized	Open	L03	Energized	Sustaining	L07*	Energized	Reducing	L09	Energized	Sustaining-Reducing
	De-energized	Closed		De-energized	Closed		De-energized	Closed		De-energized	Closed
L02	Energized	Closed	L04*	Energized	Sustaining	L08	Energized	Closed	L10	Energized	Sustaining
	De-energized	Open		De-energized	Open		De-energized	Reducing		De-energized	Reducing
*Standard			L05	Energized	Closed	*Standard			L11	Energized	Reducing
				De-energized	Sustaining					De-energized	Sustaining
			L06	Energized	Open						De-energized

*Pressure Sustaining normally-open valve ("PSNO") for applications at filter stations.

SOLENOIDS & VALVE ACCESSORIES

3-Way Solenoid Specifications (For Electric On-Off choose from DC, DC Latching or AC Solenoids.)

MODEL #	MFG.	VOLTAGE	RECOMM. VALVE SIZE	IN-RUSH AMPS	HOLD-ING AMPS	RESIS-TANCE (OHM)	WATTS	INLET ORIFICE	ELECTRICAL CONNECTION	MAX. PRES-SURE	PART NUMBERS			
											KIT	COIL +BASE	COIL	
E11	GEM-SOL	12 VDC NC ¹	2" – 6"	–	0.83	14.3	10	1.6 mm	1/16"	1/2" FNPT w/ Leads	175 psi	8925-011	7510-011	–
E21	PARKER	12 VDC	all	–	0.6	20	8	1.6 mm	1/16"	1/2" FNPT w/ Leads	175 psi	8925-001	7510-001	7510-101
E23	BACCARA	9/12 VDC Lat	2" – 4"	–	–	4.2	3	1.2 mm	3/64"	>12" Leads	175 psi	8925-035	7510-052	7510-152
E25	SOLENOID SOLUTIONS	12 VDC NC ¹	6" & 8"	1.42	1.42	–	17	3.2 mm	1/8"	>12" leads	150 psi	8925-020	7510-036	7510-136
E29		12-40 VDC Lat	all	–	–	–	–	2 mm	5/64"	47" Leads	140 psi	8925-029	7510-029	NA
E30	PARKER	24 VDC	all	–	0.3	83	8	1.6 mm	1/16"	1/2" FNPT w/ Leads	175 psi	8925-002	7510-002	7510-102
E31	BACCARA	18-21 VDC Lat	2" & 3"	–	–	23	3	1.2 mm	3/64"	Window+	175 psi	11253-001	7510-053	7510-153
E34	BACCARA	24 VDC	2" – 4"	0.125	0.125	119	3	1.2 mm	3/64"	>12" Leads	175 psi	8925-037	7510-054	7510-154
E40	GEM-SOL	24 VAC	all	0.15	0.15	diode ²	2.5	1.6 mm	1/16"	1/2" FNPT Plug-In	175 psi	8925-043	7510-015	7510-115
E41	PARKER	24 VAC	all	1.1	0.65	7.8	8	1.6 mm	1/16"	1/2" FNPT w/ Leads	175 psi	8925-003	7510-003	7510-103
E43	BACCARA	24 VAC	2" – 4"	0.125	0.125	diode ²	3	1.2 mm	3/64"	>12" Leads	175 psi	8925-033	7510-050	7510-150
E46	GEM-SOL	24 VAC	all	0.8	0.43	9	5.5	1.6 mm	1/16"	1/2" FNPT Plug-In	175 psi	8925-044	7510-016	7510-116
E50	PARKER	120 VAC	all	0.2	0.1	184	8	1.6 mm	1/16"	1/2" FNPT w/ Leads	175 psi	8925-004	7510-004	7510-104
E52	PARKER	120 VAC	6" & 8"	0.7	0.3	27	17	3.2 mm	1/8"	1/2" FNPT w/ Leads	175 psi	8925-024	7510-033	7510-133
E53	GEM-SOL	110 VAC	all	0.15	0.11	230	5.5	1.6 mm	1/16"	1/2" FNPT Plug-In	175 psi	8925-045	7510-051	7510-151

1. Normally closed solenoids for pressure sustaining normally open ("PSNO") applications, and other normally open valve applications.

2. If the solenoid contains a diode, the resistance reading obtained using a voltmeter will be inaccurate (extremely high). This is because a diode acts like a check valve that only opens when a sufficient amount of "pressure" (voltage) is present.

Protect control tubing from damage caused by coyotes and other animals. Choose Factory installed H4 or H5 depending on valve size or order Tubing Protection Kit #13038. It includes four 16" (40.6 cm) covers. Cut to fit.



DESCRIPTION	4" Valve x 6" Flange Adapter Kit	6" Valve x 8" Flange Adapter Kit	Window + Controller w/ 12/24 VDC Lat.
PART NO.	11433, 11433-001 (w/6" stud kit)	12225, 12225-001 (w/8" stud kit)	E31 for 2, 3"; E20 for 4, 6, 8"

AIR CONTROL SOLUTIONS

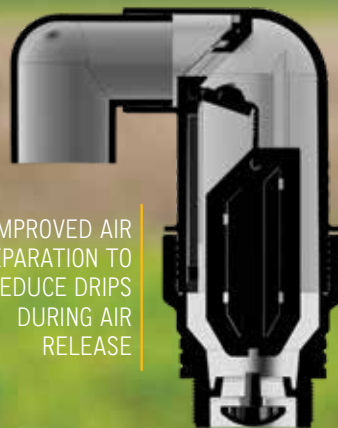
THE NELSON ACV200 PROVIDES ALL THREE TYPES OF AIR RELIEF: AIR RELIEF, VACUUM AIR RELIEF, AND CONTINUOUS AIR RELEASE UNDER PRESSURE.

9672-004 (BSP); 9672-003 (NPT)

IMPROVED DESIGN

REINFORCED SEAL PREVENTS MISALIGNMENT

IMPROVED AIR SEPARATION TO REDUCE DRIPS DURING AIR RELEASE



MATERIAL RESISTANT TO PUMP LUBRICANTS



67



NEXT GENERATION TWIG®



Remotely control and monitor your irrigation system from anywhere with our new TWIG® Wireless Controls mobile app and next generation TWIG® components.



LIMITED RELEASE
CONTACT FACTORY



Create watering schedules; edit by drag and drop; start, stop or pause a schedule; map irrigation blocks to verify field operation; and monitor pressure and flow with our new TWIG® Wireless Controls mobile app.



1000 Series Control Valves & TWIG® Wireless Control Catalog is a separate document. Contact Factory for details.

BETTER TOGETHER

Nelson Irrigation makes a full range of products for agricultural and industrial irrigation. All development and testing is performed with the big picture in mind. No product operates independently. Our sprinklers, regulators, valves and controllers are developed together and made to deliver water as efficiently and effectively as possible. **SAVE WATER, SAVE ENERGY, SAVE LABOR AND DO A BETTER JOB OF IRRIGATING WITH NELSON PRODUCTS.**



848 Airport Road, Walla Walla, Washington 99362 U.S.A.

Tel: +1 509.525.7660 / Fax: +1 509.525.7907

info@nelsonirrigation.com / nelsonirrigation.com

WARRANTY & DISCLAIMER: Nelson products are warranted for one year from date of original sale to be free of defective materials and workmanship when used within the working specifications for which the product was designed and under normal use and service. The manufacturer assumes no responsibility for installation, removal or unauthorized repair. The manufacturer's liability under this warranty is limited solely to replacement or repair of defective parts, and the manufacturer will not be liable for any crop or other consequential damages resulting from any defects in design or breach of warranty. THIS WARRANTY IS EXPRESSLY IN LIEU OF ALL OTHER WARRANTIES, EXPRESS OR IMPLIED, INCLUDING THE WARRANTIES OF MERCHANTABILITY AND FITNESS FOR PARTICULAR PURPOSES AND OF ALL OTHER OBLIGATIONS OR LIABILITIES OF MANUFACTURER. No agent, employee or representative of the manufacturer has authority to waive, alter or add to the provisions of warranty, nor to make representations or warranty not contained herein.

Big Gun, GeoCropical, Overlap, Rotator, SprinklerChart and TWIG are registered trademarks of Nelson Irrigation Corporation. Copyright © 2020 Nelson Irrigation Corporation.