




Delta P — End Gun Control for use with SRNV100 Big Gun®



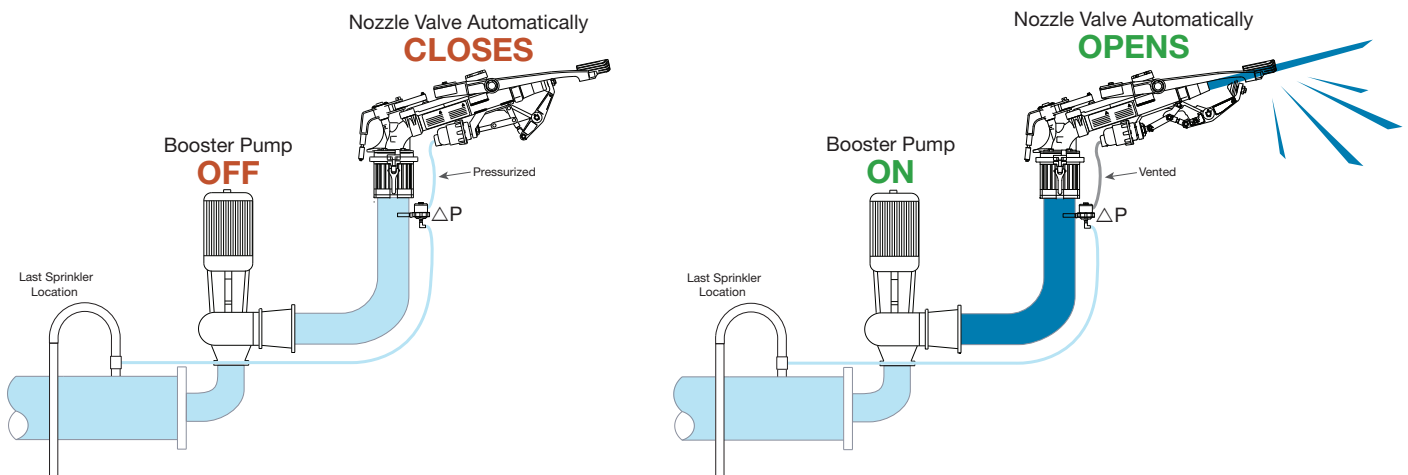
SRNV100 — 18° x 2" FNPT
with Delta P (less nozzle)
Part #8211-316

Delta P Kit
Part #12289

Principle of Operation

The SRNV100 is an end gun and control valve in one. The nozzle valve improves end gun performance and efficiency by eliminating pressure loss, turbulence, and debris hang-up typical of other end gun control valves. The Delta P can be paired with the SRNV100 to further improve reliability by eliminating the need for a costly solenoid. The Delta P automatically opens and closes the nozzle valve by sensing pressure upstream and downstream of the booster pump.

Note: During system start up the nozzle valve is open until the end pressure reaches approximately 8 psi. If at any time the end pressure drops below 8 psi the valve will open.




Booster Pump **OFF** (equal pressure):
Delta P pressurizes the line leading to the actuator on the nozzle valve, maintaining the **VALVE CLOSED**.


Booster Pump **ON** (pressure differential *greater than 15psi*):
Delta P vents the actuator on the nozzle valve, **VALVE OPEN**.

Delta P


INSTALLATION DETAILS




1 Remove existing hose and fittings from actuator on nozzle valve and from base of Big Gun. Also remove the solenoid (if present).



Attach Delta P to Base of Big Gun.
Thread the filter into the port on the Big Gun.



Attach Tube and Fitting to Actuator.
Thread the 1/8" MNPT x 1/4" tube fitting into the port on the actuator. Verify tubing is long enough to accommodate the rotation of the Big Gun.



Connect tubing between barb fitting on Delta P and water source upstream of booster pump.
Water source is commonly found at the last sprinkler.

WARRANTY AND DISCLAIMER: Nelson Big Gun® Sprinklers and accessories are warranted for one year from date of original sale to be free of defective materials and workmanship when used within the working specifications for which the products were designed and under normal use and service. The manufacturer assumes no responsibility for installation, removal or unauthorized repair of defective parts. The manufacturer's liability under this warranty is limited solely to replacement or repair of defective parts and the manufacturer will not be liable for any crop or other consequential damages resulting from defects or breach of warranty. THIS WARRANTY IS EXPRESSLY IN LIEU OF ALL OTHER WARRANTIES, EXPRESS OR IMPLIED, INCLUDING THE WARRANTIES OF MERCHANTABILITY AND FITNESS FOR PARTICULAR PURPOSES AND OF ALL OTHER OBLIGATIONS OR LIABILITIES OF MANUFACTURER. No agent, employee or representative of the manufacturer has authority to waive, alter or add to the provisions of this warranty, nor to make any representations or warranty not contained herein. Products in this brochure may be covered by one or more of the following U.S. Patent Nos. 3,744,720 and 3,559,887 and other U.S. Patents pending or corresponding issued or pending foreign patents.